

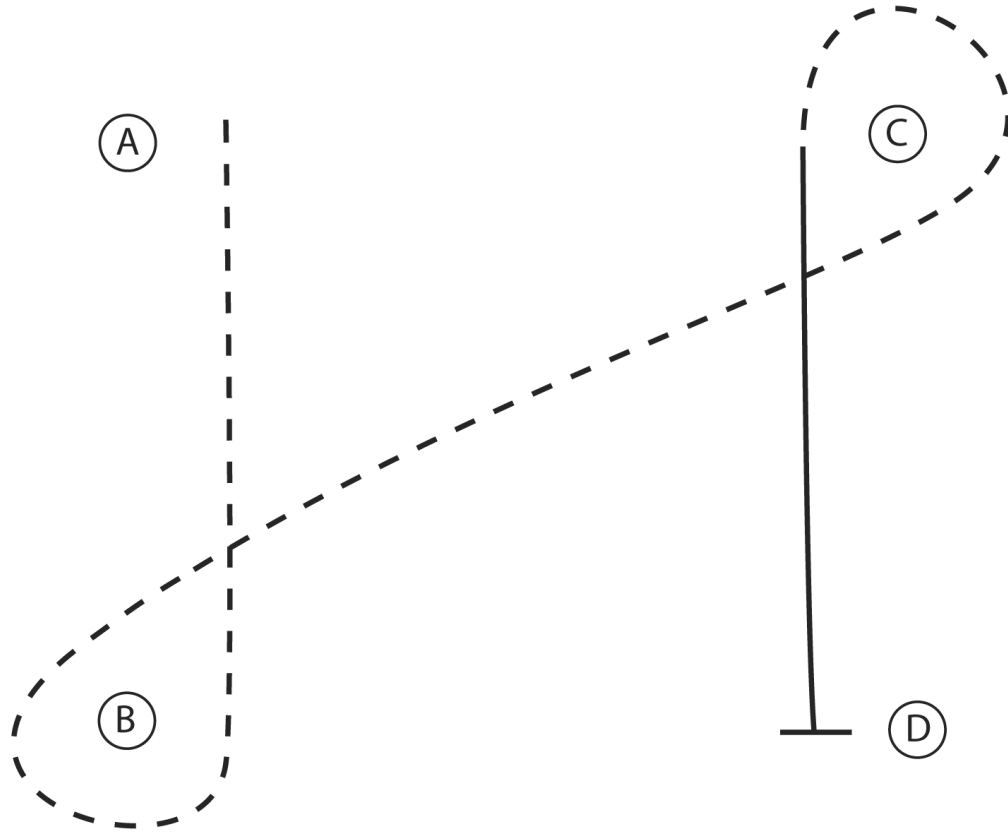
2021 Mt Hood Gypsy, Drum & All Breed Show

English Equitation WTC

Show Date: 05-22-2021

w w w . H o r s e S h o w P a t t e r n s . c o m

w w w . H o r s e S h o w P a t t e r n s . c o m



1. Sitting trot to and around B
2. Posting trot to and around C on the right diagonal
3. At C canter to D on the right lead
4. Stop at D

Walk
Trot	-----
Extended Trot	-----
Canter	—————
Leg Yield	
Lead Change	↘
Back	←←←←←
Marker	⊙
Sidepass	←←←←←

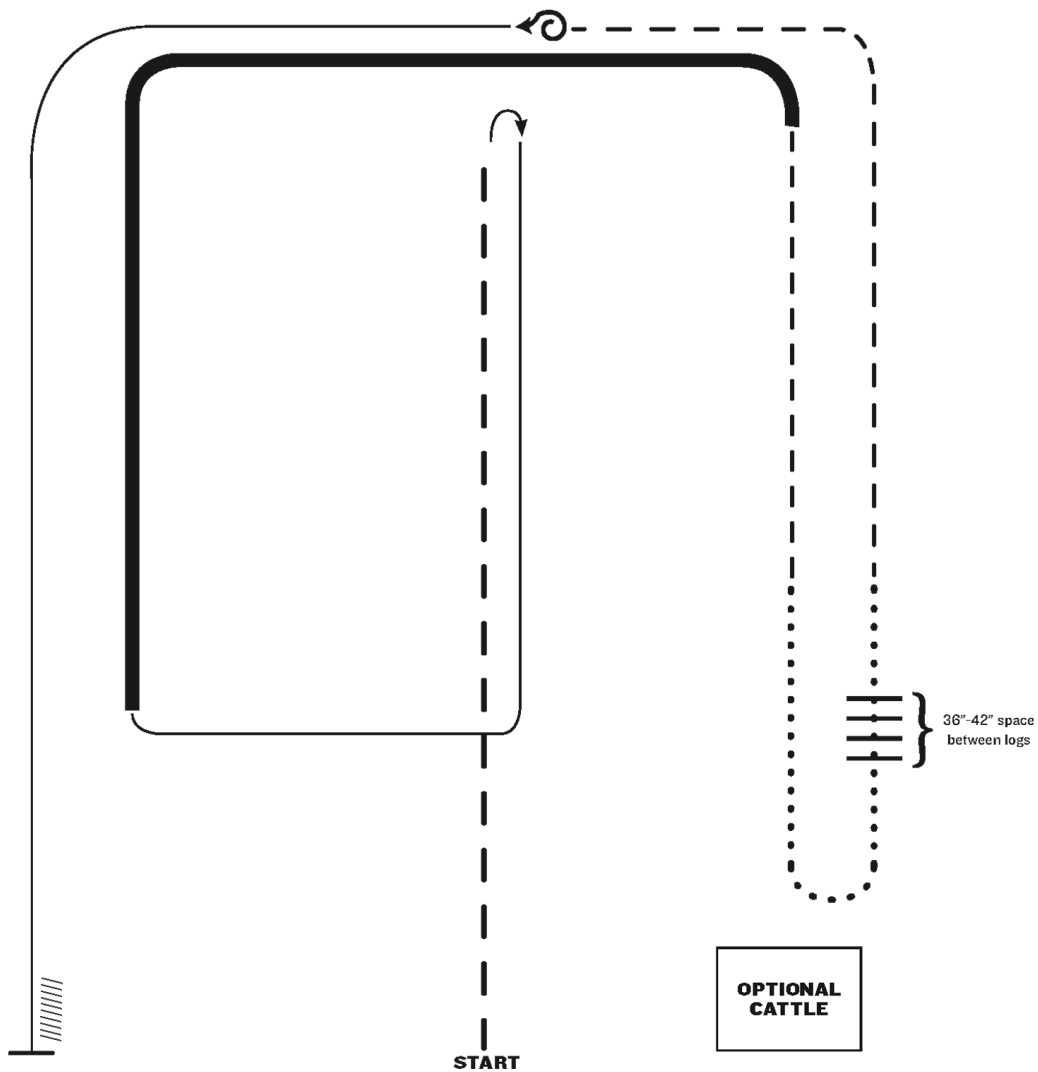
[HSE/2-3]

Pattern Provided by:
Show Management

2021 Mt Hood Gypsy, Drum & All Breed Show

Ranch Riding (WJ - Jog for lope, Ext Jog for Ext Lope)

Show Date: 05-22-2021



1. Extended trot
2. Stop, rollback right
3. Lope right lead
4. Extended lope (right lead)
5. Trot
6. Walk
7. Walk over logs
8. Walk
9. Trot
10. Stop, 360 left
11. Lope left lead
12. Stop and back

Note: The drawn description of this pattern is only intended for the general depiction of the pattern. Exhibitors should utilize the arena space to best exhibit their horses.

[RR/AQHA-15]

Pattern Provided by:
Show Management

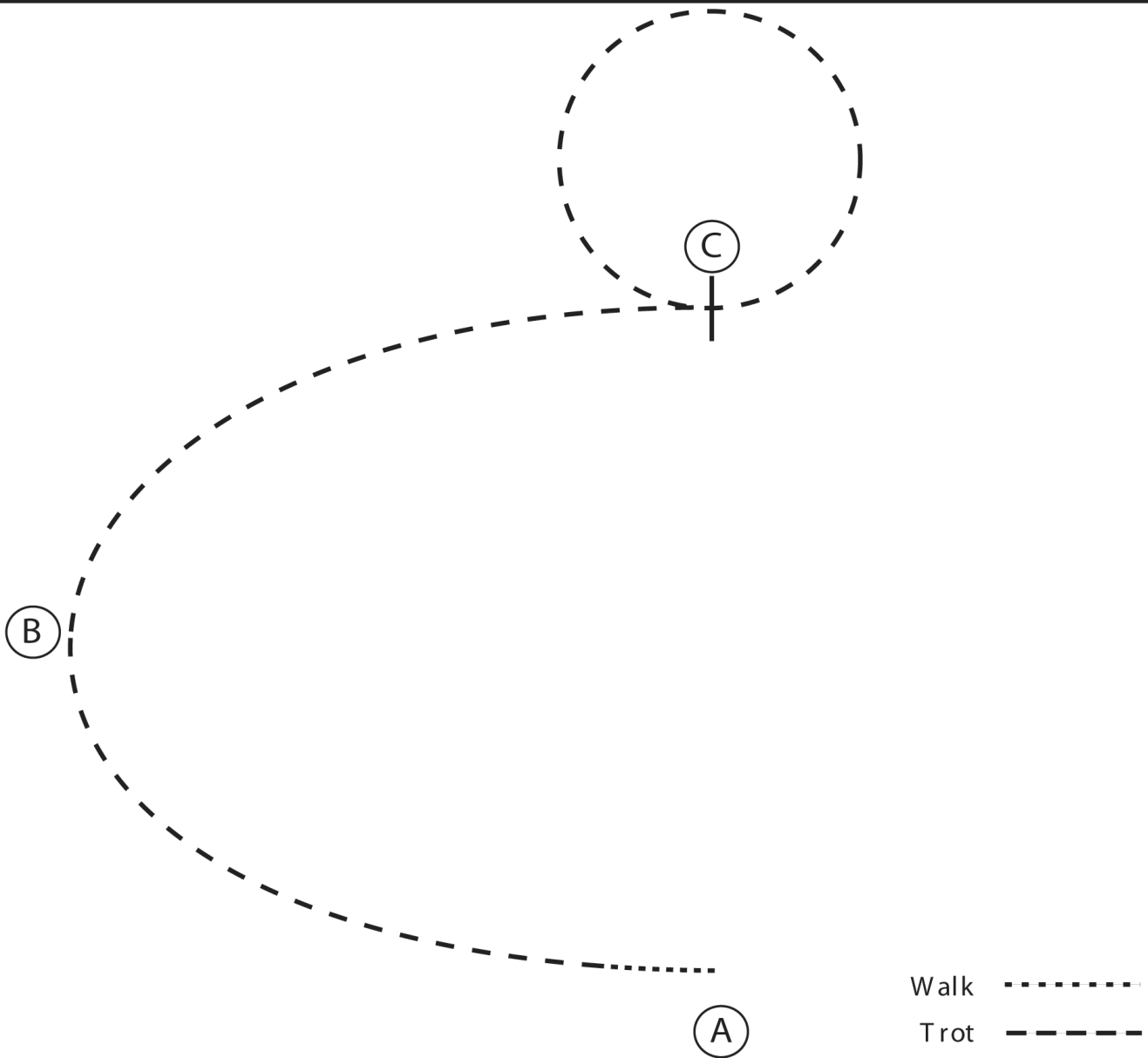
2021 Mt Hood Gypsy, Drum & All Breed Show

English Equitation WT

Show Date: 05-22-2021

w w w . H o r s e S h o w P a t t e r n s . c o m

w w w . H o r s e S h o w P a t t e r n s . c o m



1. Walk 3 strides at A then posting trot on the right diagonal to B
2. At B change diagonals and continue to C
3. At C sitting trot a circle to the left
4. Stop at C

Walk
Trot	- - - - -
Extended Trot	- - - - -
Canter	—————
Leg Yield	
Lead Change	↘
Back	←←←←←
Marker	⊙
Sidepass	←- - - - -

[HSE/WT-10]

Pattern Provided by:
Show Management

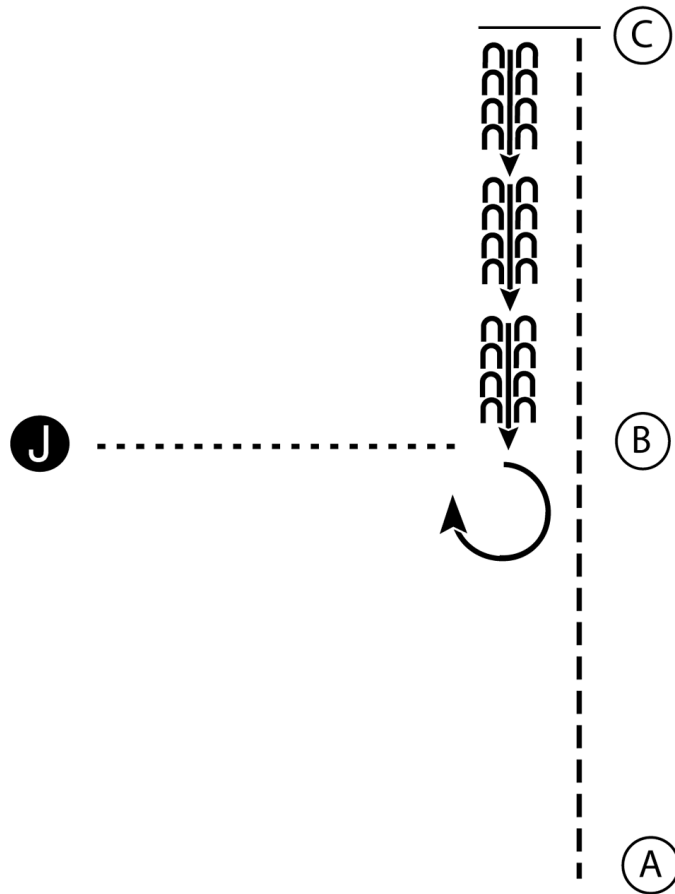
2021 Mt Hood Gypsy, Drum & All Breed Show

Showmanship (All Showmanship Classes)

Show Date: 05-22-2021

w w w . H o r s e S h o w P a t t e r n s . c o m

w w w . H o r s e S h o w P a t t e r n s . c o m



1. Trot from A to C.
2. Stop at C.
3. Back to B.
4. Perform a 270 degree turn.
5. Walk to the judge and set up for inspection.
6. When dismissed walk to line-up.

Walk
Trot	-----
Back	← C C C C C C C C
Marker	Ⓚ
Judge	● J

[S/1-3]

Pattern Provided by:
Show Management

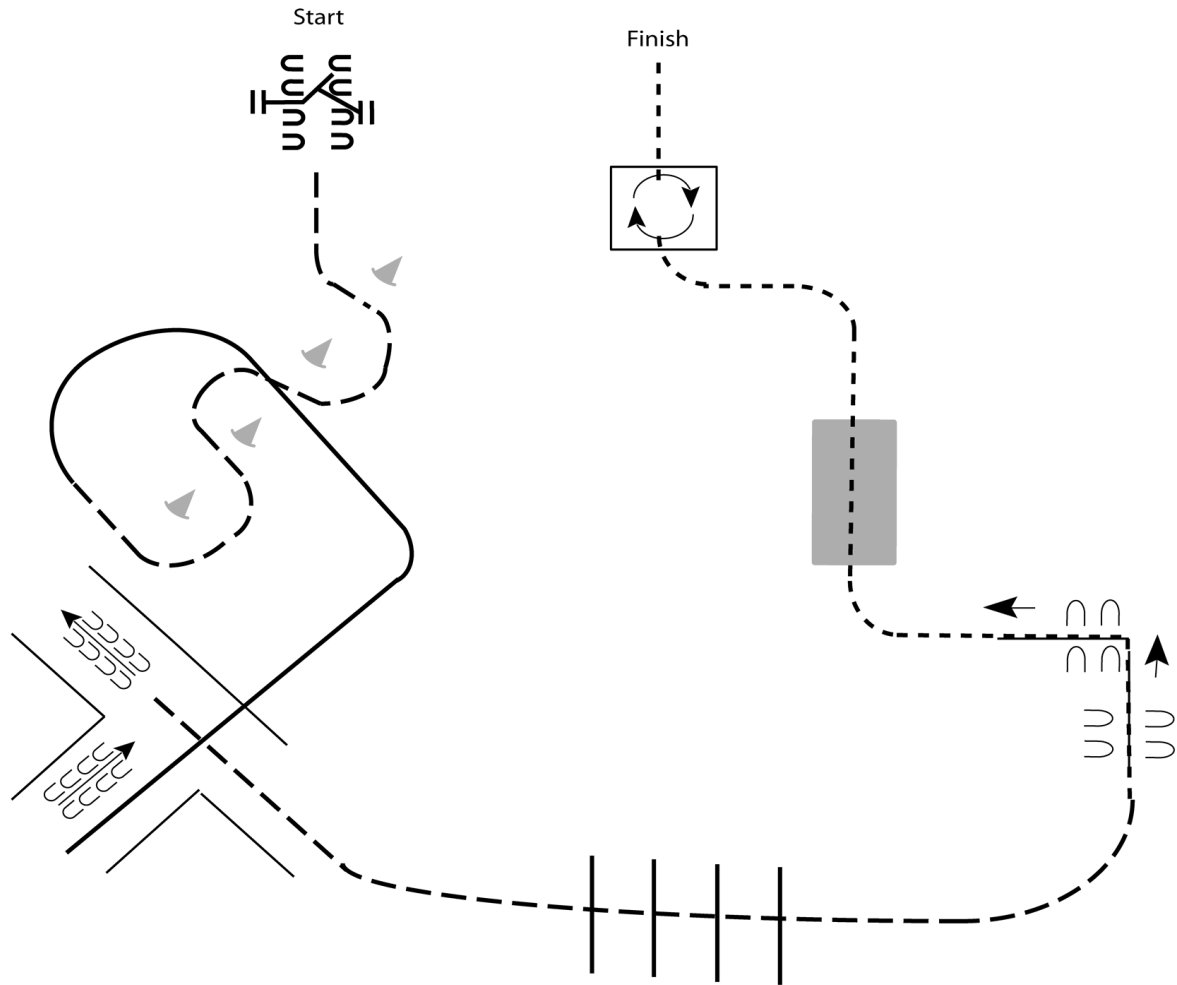
2021 Mt Hood Gypsy, Drum & All Breed Show

Trail Under Saddle WJL

Show Date: 05-22-2021

w w w . H o r s e S h o w P a t t e r n s . c o m

w w w . H o r s e S h o w P a t t e r n s . c o m



Be ready at start

1. Work gate with the left hand.
2. Jog through cones
3. Lope right lead into chute
4. Back the L
5. Jog over poles to sidepass
6. Sidepass left over poles
7. Walk over bridge and into box
8. Perform a 360 degree turn to the right, walk out of box and to finish

Walk	-----
Jog	- - - - -
Extended Jog	-----
Lope	—————
Leg Yield	
Lead Change	///
Back	←←←←←
Marker	Ⓚ
Sidepass	←-----→

[T/1-2]

Pattern Provided by:
Show Management

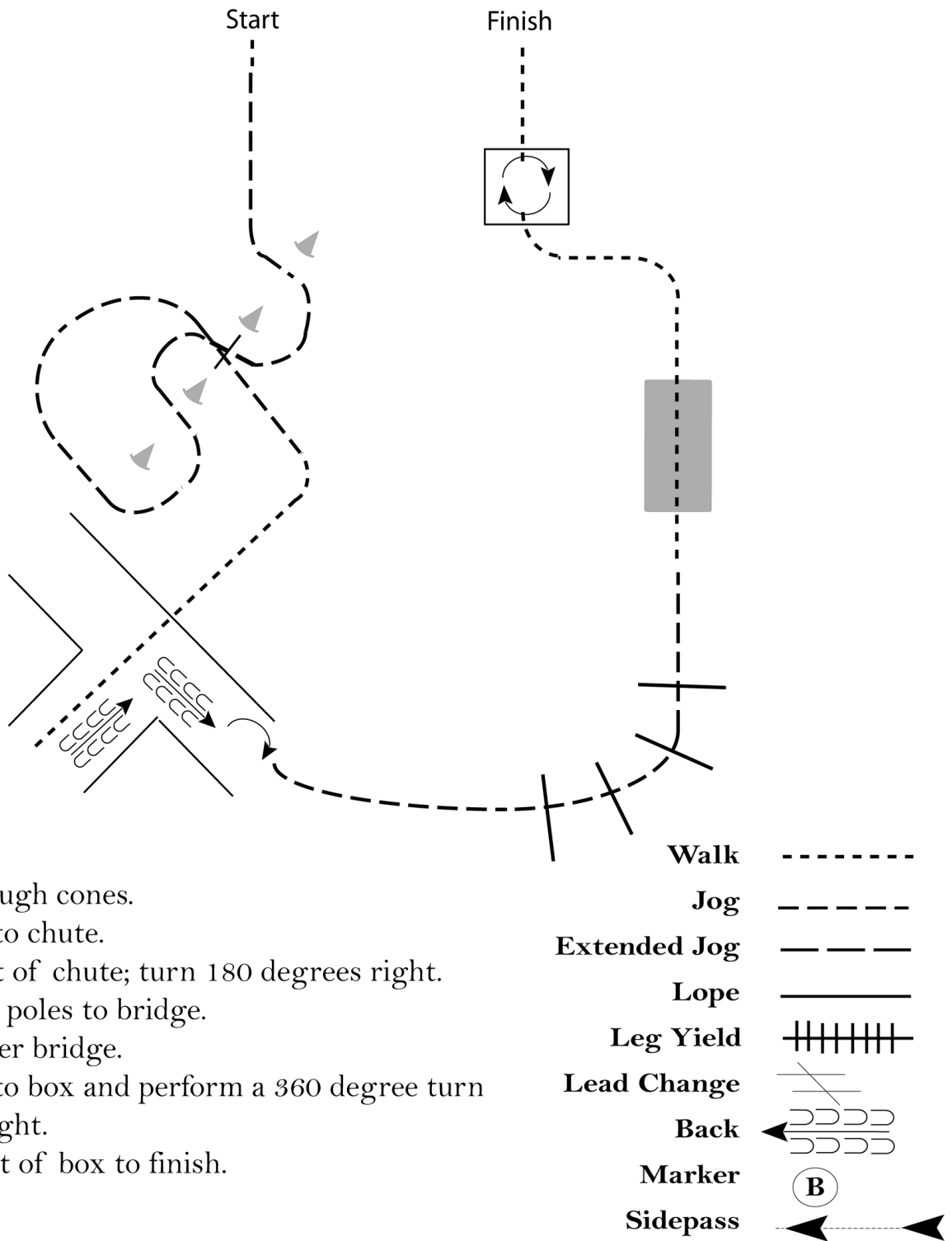
2021 Mt Hood Gypsy, Drum & All Breed Show

Trail In-Hand & WJ Under Saddle

Show Date: 05-22-2021

www.HorseShowPatterns.com

www.HorseShowPatterns.com



1. Jog through cones.
2. Walk into chute.
3. Back out of chute; turn 180 degrees right.
4. Jog over poles to bridge.
5. Walk over bridge.
6. Walk into box and perform a 360 degree turn to the right.
7. Walk out of box to finish.

Walk
Jog	-----
Extended Jog	- - - - -
Lope	—————
Leg Yield	
Lead Change	///
Back	←←←←←
Marker	ⓑ
Sidepass	←←←←←

[T/WT-6]

Pattern Provided by:
Show Management

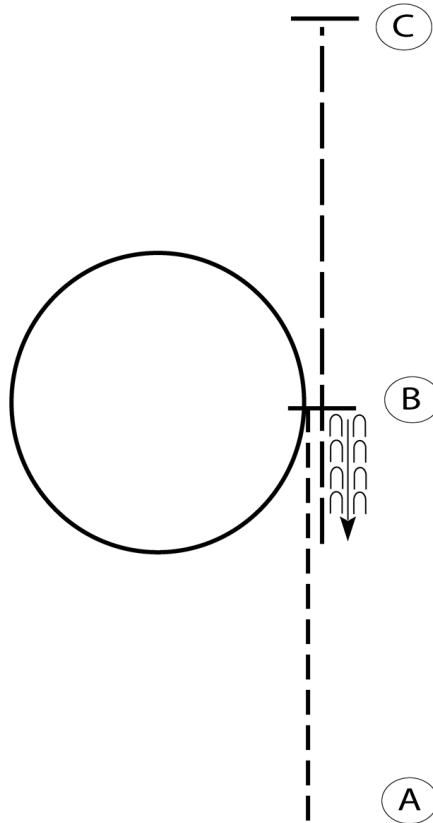
2021 Mt Hood Gypsy, Drum & All Breed Show

Western Equitation WJL

Show Date: 05-22-2021

w w w . H o r s e S h o w P a t t e r n s . c o m

w w w . H o r s e S h o w P a t t e r n s . c o m



Be ready at A.

1. Jog from A to B.
2. Lope a circle to the left on the left lead.
3. Stop at B.
4. Back one horse length at B.
5. Extend the jog to C.
6. Stop at C.

Follow the instructions of your ring steward.

Walk	-----
Jog	- - - - -
Extended Jog	- - - - -
Lope	—————
Leg Yield	
Lead Change	— / —
Back	← ← ← ← ←
Marker	⊙
Sidepass	← — — — — →

[WH/1-18]

Pattern Provided by:
Show Management

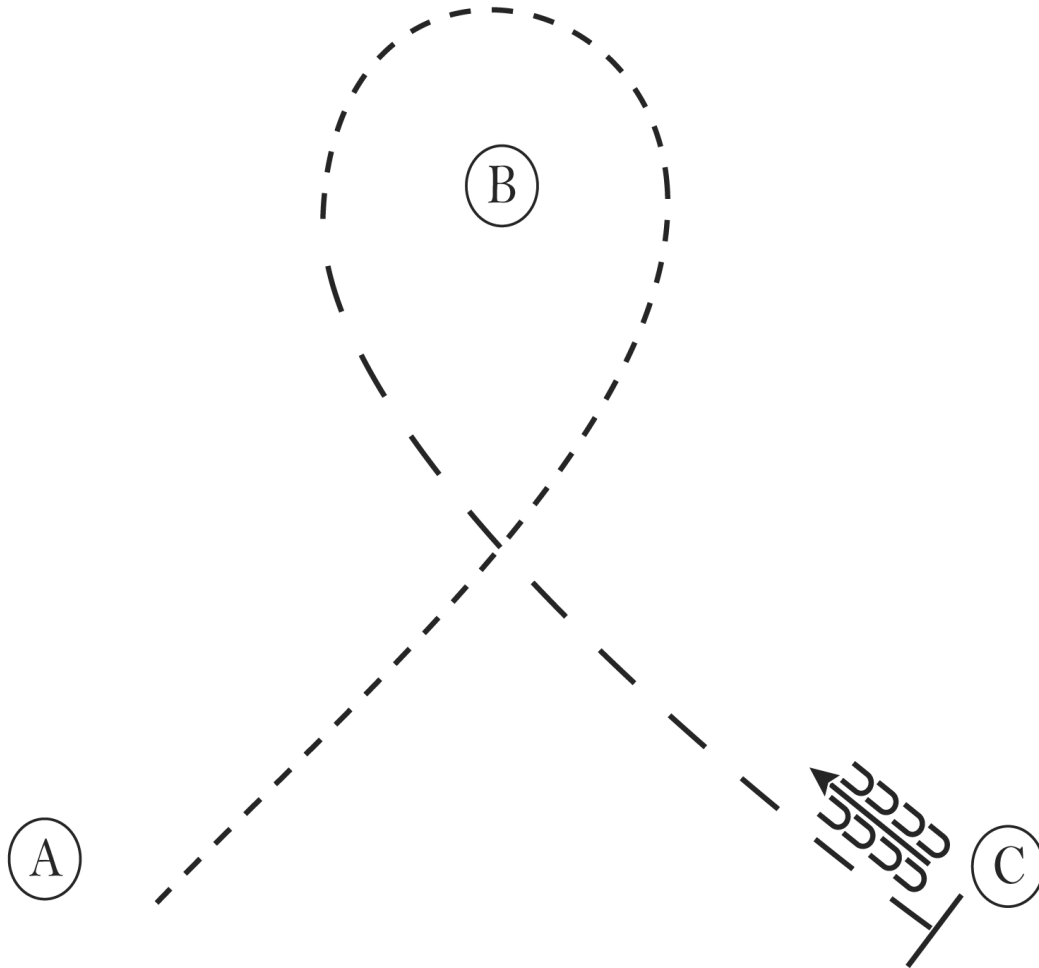
2021 Mt Hood Gypsy, Drum & All Breed Show

Western Equitation WJ

Show Date: 05-22-2021

w w w . H o r s e S h o w P a t t e r n s . c o m

w w w . H o r s e S h o w P a t t e r n s . c o m



1. Jog A to B
2. Jog around B
3. Extend the jog at B to C.
4. At C stop and back 4 steps

Walk
Jog	-----
Extended Jog	-----
Lope	—————
Leg Yield	
Lead Change	↘
Back	←←←←
Marker	⊙
Sidepass	←←←←

[WH/WT-9]

Pattern Provided by:
Show Management