



## SHOW RULES

Effective 1/1/2023

Not all classes contained in these rules are eligible for the GVHS Points Program. Refer to the current GVHS Show Points program document, or the GVHS website for that information.

Some shows may have different or additional show rules. Be sure to check with a particular show you may be attending.

To propose any change or addition to these rules, send details in writing to [gvhs@vanners.org](mailto:gvhs@vanners.org)

## A. SHOW RULES TABLE OF CONTENTS

<b>B. General Show Rules.....</b>	<b>1</b>
B.1. Eligibility to Compete	1
B.2. Definitions (Individuals)	1
B.3. Definitions (Equine)	4
B.4. Definitions (Competition)	4
<b>C. Horse General Rules.....</b>	<b>7</b>
C.1. Gaits - General (See each discipline section for more on gaits specific to classes)	8
C.2. Presentation – General	8
C.3. General Shoeing Rules	8
<b>D. General Conduct/ Responsibilities Rules .....</b>	<b>9</b>
D.1. Prohibited Conduct/ Disqualifications	11
<b>E. IN HAND DIVISION.....</b>	<b>13</b>
E.1. Halter	13
E.2. Halter Championships	17
<b>F. SPECIALTY IN HAND.....</b>	<b>17</b>
F.1. GET OF SIRE AND PRODUCE OF DAM	17
F.2. Color Classes	18
F.3. North American Bred	18
F.4. Showmanship at Halter: Youth and Amateur	18
<b>G. ENGLISH DIVISION .....</b>	<b>22</b>
G.1. English Pleasure	
G.2. English Equitation	24
<b>H. DRESSAGE DIVISION .....</b>	<b>27</b>
H.1. Suitability for Dressage In Hand	27
H.2. Suitability for Dressage Under Saddle	29
<b>I. HUNTER DIVISION .....</b>	<b>37</b>
I.1. Hunter Under Saddle (on the flat)	37

I.2. Hunter Hack (Over Fences)	40
I.3. Working Hunter (Over Fences)	41
<b>J. JUMPING</b> .....	<b>43</b>
<b>K. WESTERN DIVISION</b> .....	<b>46</b>
K.1. Western Pleasure	46
K.2. Western Equitation	52
K.3. Ranch Riding	55
K.4. Ranch Rail Pleasure	56
<b>L. TRAIL DIVISION</b> .....	<b>57</b>
L.1. Obstacles In Hand and Trail Under Saddle	57
<b>M. DRIVING DIVISION:</b> .....	<b>63</b>
M.1. Pleasure Driving	63
M.2. Pleasure Driving – Turnout	68
M.3. Pleasure Driving – Working	68
M.4. Ladies’ Driving	68
M.5. Gentlemen’s Driving	69
M.6. Reinsmanship	69
M.7. Ground Driving In Harness	69
M.8. Obstacle Ground Driving in Harness.....	71
M.9. Obstacle Driving in Carriage.....	72
<b>N. SPECIALTY CLASSES</b> .....	<b>73</b>
N.1. Costume	73
N.2. Freestyle Riding	74
N.3. Command Class- Under Saddle	75
N.4. Liberty	76
N.5. Leadline (Age 9 and under)	77

## B. General Show Rules

### B.1 Eligibility to Compete

1. All horses must be registered with the Gypsy Vanner Horse Society to participate in the GVHS points program. See points program document for other rules regarding points / awards.
2. Competition entries will include a Proof of Registration or Pending Registration.
3. Competition Management will resolve any questions or dispute that may arise from said eligibility of horses. This decision will be final.
4. Classes where Gypsy Vanners compete in the same class with other breeds will not be eligible for GVHS year-end show points.
5. Registered Purebred Gypsy Vanner horses cannot compete in any driving or riding class until they are three years old.
6. Classes may be combined or divided based on the size of the Competition and the discretion of the Competition management. Youth classes may not be combined with Amateur classes. The exception is if there is a single entry youth in a performance class it may be combined with the amateur class.

### B.2 Definitions (Individuals)

1. **Adult or Senior Individual** who has reached his 18th birthday as of January 1st of the current competition year.
2. **Age** of an individual on January 1st will be maintained throughout the entire competition year.
3. **Agent** is any adult or adults, including but not limited to any groom(s), veterinarian(s), coach(es) or other persons who act on behalf of an exhibitor, owner or lessee of a horse, trainer, rider, driver or handler at or in connection with a Competition.
4. **Trainer/Professional** is any person who has the responsibility for the care, training, custody or performance of a horse and accepts money for said services, regardless of breed or discipline.

#### DEFINITIONS:

**A. Remuneration.** Remuneration is defined as compensation or payment in any form such as cash, goods, sponsorships, discounts or services; reimbursement of any expenses; trade or in-kind exchange of goods or services such as board or training.

**B. Family.** For the purpose of these rules, the term family includes spouse, parent, step-parent, child, brother, step-child, sister, half brother and sister, aunt, uncle, niece, nephew, grandmother, grandfather, grandchildren, and in-laws of the same relation as stated above, who live at the same property.

**C. Cohabitant.** The term cohabitant is defined as any individuals living together in a relationship, as would a married couple, but not legally married.

**Professional** based on one's own activities. A person is a professional if they do not qualify as a youth and:

a. Accepts remuneration AND rides, exercises, drives, shows, trains, assists in training, schools or conducts clinics or seminars.

b. Accepts remuneration AND gives equestrian lessons, trains horses, or provides consultation services in riding, driving, showmanship, equitation, or training of horses.

c. Accepts remuneration AND acts as an employee in a position such as a groom, farrier, bookkeeper, veterinarian or barn manager AND instructs, rides, drives, shows, trains or schools horses that are owned, boarded or trained by his/her employer, any member of his/her employer's family, or a business in which his/her employer has an ownership interest.

d. Rides, drives or shows any horse that a cohabitant or family member or a cohabitant or family member's business receives remuneration for boarding, training, riding, driving or showing. A cohabitant or family

member of a trainer may not absolve themselves of this rule by entering into a lease or any other agreement for a horse owned by a client of the trainer.

e. Gives instruction to any person, or rides, drives, or shows any horse, for which activity his/her cohabitant or another person in his/her family or business in which his/her cohabitant or that a family member controls will receive remuneration for the activity. A cohabitant or family member of a trainer may not absolve themselves of this rule by entering into a lease or any other agreement for a horse owned by a client of the trainer.

f. Accepts remuneration AND acts as an agent in the sale of a horse or pony or accepts a horse or pony on consignment for the purpose of sale or training that is not owned by him/her, his/her cohabitant, or a member of his/her family, or a farm/business in which he/she, his/her cohabitant, or a member of his/her family controls. Accepts remuneration for judging a horse show and/or holds the credentials of a horse show judge for any organization.

g. Advertises one's equestrian services such as training or instruction.

h. Accepts remuneration AND acts as an intern, apprentice, or working student whose responsibilities include, but are not limited to, riding, driving, showmanship, handling, showing, training, or assisting in training, giving lessons/coaching and/or schooling horses other than horses actually owned by him/her.

i. Accepts remuneration for the use of commercially logoed items while on competition grounds, as a Sponsored Rider.

j. Accepts remuneration for his/her spouse, family member, or cohabitant engaging in any activity enumerated above.

k. a professional can apply for amateur status with the GVHS if they have qualified as an amateur per the GVHS amateur general rules in effect for three full calendar years. Amateur status begins January 1 for those applying for Amateur status.

5. **Youth** is an individual who has not reached his/her 18th birthday as of January 1st of the current competition year. The age of an individual on January 1st will be maintained throughout the entire competition year. A Youth exhibitor may NOT show a stallion in hand, or under saddle, including lead line. Any Youth exhibitor anywhere on the show grounds while riding a horse is required to wear an equestrian safety helmet that is ATSM/SEI approved. Youth must also wear an ATSM/SEI helmet while driving or serving as driving groom. Youth exhibitor entry forms MUST have the signature of a parent, guardian or trainer assuming full responsibility for said youth.
6. **Amateur** is an individual that has reached his/her 18th birthday as of January 1st of the current competition year. Every Amateur must show an Amateur Declaration or Amateur Card from the GVHS. An Amateur exhibitor does not receive monies/reimbursement for any type of horse training in any breed or discipline. An amateur is an amateur regardless of one's equestrian skills and/or accomplishments, is an amateur for all competitions who after his/her 18th birthday, has not engaged in any of the activities which would make him/her a professional.

**DEFINITIONS:**

**A. Remuneration.** Remuneration is defined as compensation or payment in any form such as cash, goods, sponsorships, discounts or services; reimbursement of any expenses; trade or in-kind exchange of goods or services such as board or training.

**B. Family.** For the purpose of these rules, the term family includes spouse, parent, step-parent, child, brother, step-child, sister, half brother and sister, aunt, uncle, niece, nephew, grandmother, grandfather, grandchildren, and in-laws of the same relation as stated above, who live at the same property.

**C. Cohabitant.** The term cohabitant is defined as any individuals living together in a relationship, as would a married couple, but not legally married.

**Amateurs** are permitted to accept remuneration for the following activities:

- a. Accept remuneration for barn duties on or off competition grounds. Barn duties include but are not limited to grooming, tacking and un-tacking, bathing, clipping, lunging, braiding, and stall and tack cleaning.
- b. Accept remuneration for teaching or training disabled riders for therapeutic purposes.
- c. Accept reimbursement for expenses associated with conducting classroom seminars.

- d. Accept remuneration for serving as a camp counselor when not hired in the exclusive capacity as an equestrian instructor
  - e. Accept remuneration as a Social Media Influencer or Social Media Brand Ambassador.
  - f. Accept remuneration for providing service in one's capacity as a: clinic manager or organizer (so long as they are not performing the activities of instructor or trainer), presenter or panelist at a clinic, competition manager, competition secretary, steward, technical delegate, course designer, announcer, TV commentator, groom, farrier, tack shop operator, breeder, or boarder, or horse transporter.
  - g. Accept reimbursement for any expenses directly related to the horse (i.e. farrier/vet bills, entries). Travel, hotel, equipment, and room and board are not considered expenses related to the horse.
- Other Permitted activities by Amateurs.** An Amateur is permitted to do the following:
- a. Appear in advertisements and/or articles related to acknowledgement of one's own personal or business sponsorship of a competition and/or awards earned by one's owned horses.
  - b. Accept prize money as the owner of a horse in any class.
  - c. Accept a non-monetary token gift of appreciation valued less than \$1,000 annually.
  - d. Serve as an intern for college credit or course requirements at an accredited institution provided one has never held professional status with an equestrian organization. In addition, one may accept reimbursement for expenses without profit, as prescribed by the educational institution's program, for the internship. At the request of the GVHS, an Amateur shall provide certification from the accredited educational institution under whose auspices a student is pursuing an internship that he/she is undertaking the internship to meet course or degree requirements.
  - e. Write books or articles related to horses.
  - f. Accept educational, competition, or training grant(s).
  - g. Assist in setting schooling fences without remuneration.

**Violations of Amateur status.** The holding of an amateur card does not preclude the question of amateur standing being raised. If an investigation as to proper status has been initiated, and upon request by the GVHS, an Amateur must submit verifiable proof of Amateur status. Failure to submit requested documentation to the GVHS may be deemed a violation of this rule. Any person(s) found to have violated these rules, may be subject to the penalties. Penalties will be removal from the GVHS points program, and showing as an amateur in GVHS sponsored shows.

- A. **Client or Clients** of a judge or steward shall include any person who has received or who has a member of his or her family who has received horse training or instruction in riding, driving or showing in hand or in halter from the judge, steward or from said official's employee, whether or not remuneration has been given or received, and whether or not such training or instruction took place at a Competition
  - A.1. Also included are any persons who pay horse board (excluding stud fees and broodmare board) to the judge, steward, or to a member of his or her family and
  - A.2. Also included are any persons entered in a Competition as rider, driver, handler, exhibitor, owner or lessee, and members of the family of the foregoing, on an entry blank signed in any capacity by the judge, steward or his or her agent, employee or member of his or her family, whether or not remuneration has been given or received.
  - A.3. The conducting of clinics or assistance in group activities, unless private instruction is given, will not be considered as instruction, coaching or tutoring.
- 8. **Coach** is defined as any adult or adults who receive remuneration for having or sharing the responsibility for instructing, teaching, schooling, or advising a rider, driver, handler in equestrian skills.
- 9. **Agent** is any adult or adults, including but not limited to any groom(s), veterinarian(s), coach(es) or other persons who act on behalf of an exhibitor, owner or lessee of a horse, trainer, rider, driver or handler at or in connection with a Competition.

10. **Gender-** Whenever in these rules the words he, him, or his are used, unless the context requires otherwise, they shall include she, her, or hers.
11. **Lessee** is an individual who leases a horse from the owner for the purpose of riding, driving or exhibiting said leased horse in a competition.
12. **Owner** is the person or persons listed on the horse's registration certificate.
13. **Professional** – is a person who engages in the activities described in Definition 6.a. through 6.f. above.
14. **Veterinarian** is a graduate of an accredited veterinary medical school and currently licensed to practice veterinary medicine in the state where the licensed Competition is being held.
15. **Not in Good Standing**
  - a. Any person who has been expelled or suspended by the GVHS.
  - b. Any exhibitor who fails to pay for fees owed to competition management at the time fees are due or any exhibitor who bounces a check is considered Not in Good Standing.
  - c. Any licensee suspended who is indebted to the GVHS

### B.3 Definitions (Equine)

1. **Age of Equine** for competition purposes is considered to be one year old on the 1st day of January following the actual date of foaling.
2. All horses must be 3 years of age to be ridden under saddle or driven.
3. A **Junior** horse is one that is five years or under.
4. A **Senior** horse is one that is six years and over.
5. An **Open Class** is open to all horses of any age or sex horse of any age unless specified, regardless of previous awards received. There are no qualifications for the rider, driver or handler except as specified.
6. A **Green Horse** is one that is in its first two years of showing in the given division. Competition year is defined as January 1st through December 31st. Once a horse graduates from Green, it may never return to Green eligibility in that division in its lifetime.
7. **Owned by Him or Her-** For purposes of applying suspension only, the phrase "owned by him or her" with regard to a horse shall include any individual who is one of the following: an owner, a partial owner, a lessor (a lessee may apply for the release from suspension of a leased horse), a lessee, a holder of a partnership interest in a horse, or an owner of shares in a corporation, limited liability company, syndicate or any similar entity which owns or leases a horse either directly or indirectly, in whole or in part, and spouses or domestic partners of such persons.
  - a. This rule is not applicable in determining ownership for any other purposes in the rules.

### B.4 Definitions (Competition)

1. **Amateur Classes**
  - a. Every exhibitor must hold amateur status
  - b. Amateur classes may be restricted to riders, drivers or handlers who are no longer eligible to compete as a Junior exhibitor. A youth performance class may be combined with an amateur performance class if there is only one youth entry.
  - c. It is up to Competition management whether or not to include Amateur classes. **A show must include a certain number of Owner Amateur classes to be approved as a GVHS pointed show. See the GVHS Points Program for details and list of the required classes.**

## 2. Commencement and Completion of Classes

- a. In classes where horses compete collectively, a warning is issued, and the in-gate must be closed after the last horse enters the ring. **Timing is at the discretion of the Competition management** and must be posted prior to the beginning of the Competition.
- b. Judging must not commence until the gate is closed or at the end of the gate call. An official timer may be appointed to enforce this rule.
- c. The Judge or Management may agree to give additional time for tack or attire changes.
- d. In classes where horses compete collectively, a class is considered completed when the class has been judged in accordance with the rules and the judge(s) submit their cards to the ringmaster or announcer.
- e. In a class where horses compete individually, a class is considered completed when all horses have completed the class routine as designated by the rules.

3. **Competition Staff** includes and not limited to: Paddock Master, Ring Clerks, Farrier, Timekeeper, Announcers, Ring Steward, Gate Attendant and other persons engaged directly by the management or competition.

4. **Competition Officials** include and not limited to: Directors, Officers, Chairman of the Competition, Competition Management, Show Manager, Show Secretary, Judges, Stewards, Paddock Master, Awards Master, Technical Delegates, Veterinarians and Course Designers.

## 5. Competition Terminology

- a. A **Division** is a group of rules pertaining to a specific discipline (i.e. Western or English)
- b. A **Section** is a group of rules within a specific discipline division that pertains to a type of class. (i.e. Western Pleasure or English Pleasure)
- c. A **Class** is an activity by entries, judged according to criteria specified in the rules or in the Prize List. Competition Year is defined as starting January 1st and ending December 31st. Competitor is the horse, exhibitor (handler, driver) or horse/exhibitor combination being judged depending on the judging specifications for a particular competition. In Equitation classes the competitor is the rider.

6. **Competition Year** is defined as starting January 1st and ending December 31st.

7. **Competitor** is the horse, exhibitor (handler, driver, rider) or horse/exhibitor combination being judged depending on the judging specifications for a particular competition. In Equitation classes the competitor is the rider.

## 8. Disqualification in a Competition

- a. To exclude a competitor, for cause, from participation in a given class, division or competition.
- b. Competitors may be disqualified by the Competition Officials.
- c. If a competitor is disqualified following the completion of a class, for the purpose of determining the number of horses which have been entered, shown, and judged, said competitor's performance shall count. If the competitor received an award, the award must be forfeited.
- d. A competitor disqualified in this manner may not use this class as a qualifying class for a Championship.
- e. Competitors have the right to contest any action taken pursuant to this Rule by filing a protest or grievance pursuant to GVHS Show Rules for hearing and determination by the GVHS.

9. **Elimination** in a Competition is to exclude a competitor, for cause, from judging consideration in a class.



- a. A competitor who is eliminated is ineligible to receive an award regardless of the number of competitors in the class.
  - b. If an eliminated competitor completes a class, for the purpose of determining the number of horses which have been entered, shown, and judged, said competitor's performance shall count.
10. **Excused** in a Competition is to have judge (s) grant permission to, or request that a competitor leave the class.
- a. A competitor who is excused is ineligible to receive an award for that class.
11. **Exhibition** (Class or Demonstration)
- a. An Exhibition may be held as a recognized but non pointed class or demonstration.
  - b. Exhibition classes must be advertised in the prize list and may be judged and ranked. However, results may not be counted for high score awards or championships. If published, the rankings report must be clearly separated from competition results and noted as being an Exhibition Class (a non pointed class or a "fun" class, e.g. Costume Class).
12. **Exhibitor**
- a. The handler or rider of a horse when entered in a class where only the merits of the horse or horse/rider combination are to be considered.
  - b. In Equitation Classes, the Exhibitor refers to the rider.
13. **Falls-** A rider is considered to have fallen when he/she is separated from their horse that has not fallen, in such a way to necessitate remounting or vaulting into the saddle. A horse is considered to have fallen when the shoulder and haunch on the same side have touched the ground or obstacle and the ground. If such an event happens, the horse and exhibitor will be excused from the ring. If an exhibitor loses their hold on the horse's lead then the horse and the exhibitor will be excused from the ring.
14. **Green Horse Classes**
- a. The Green Horse division may be broken down into Walk/Trot(Jog) and Walk/Trot(Jog)/Canter(Lope)
  - b. A horse may show in the Green Horse Walk/Trot(Jog) division for up to 2 calendar years
  - c. A horse may then show in the Green Horse Walk/Trot (Jog)/Canter(Lope) division for 1 calendar year
15. **Maiden, Novice, and Limit Classes**
- a. Maiden, Novice and Limit classes are open to horses which have not won one/three/six first place ribbons respectively, at Regular Competitions and Dressage Competitions.
  - b. The Maiden, Novice or Limit status of both riders and drivers is affected by winnings at Regular or Dressage Competitions.
  - c. Ribbons won in one-horse classes do not count in reckoning the maiden, novice or limit status of either horse and/or rider/driver in any division.
  - d. The status of Maiden, Novice or Limit entries is as of the closing date of entries for any particular Competition.
  - e. A Maiden, Novice or Limit Pair is one which has not won more than the specified number of ribbons as a pair.
  - f. Winnings in Four-In-Hands, Tandems, Teams, Unicorns and Pairs; and winnings in Combination, Breeding and Futurity classes are not considered in reckoning the status of Maiden, Novice or Limit horses.

- g. In all other divisions, ribbons won within one section or division do count in the reckoning of Maiden, Novice, or Limit status if horses compete in a different section or division.
- h. In the Dressage division, ribbons won within one dressage level do not affect a horse's Maiden, Novice or Limit status when shown in a higher level.
- i. If a Maiden, Novice, Limit, and Open classes are offered at a Competition, horses cannot cross enter into lower level classes.

**16. Open Classes**

- a. An Open class is open to all horses of any age or sex, regardless of previous awards received, in accordance with division rules.
- b. There is no qualification for the rider, driver or handler except as specified in division rules for the particular category or level of classes.

17. **Opportunity Classes** are non-pointed learner level classes.

**18. Amateur/Owner Classes**

- a. Every competitor must be an amateur and the recorded owner.
- b. Combined ownership is permitted in Amateur Owner's classes.
- c. Leased horses are not eligible.
- d. Horses owned by an organization (such as an LLC), the principals (owners) of the entity are considered the owner of the horse for Amateur/Owner class. Documentation required.

19. **Not in Good Standing:** Any exhibitor who fails to pay fees owed to competition management at the time fees are due or any exhibitor who bounces a check and payment is not brought current within 30 days is considered Not in Good Standing. Members not in good standing will become ineligible for year end awards, voting and other membership benefits for the remainder of that calendar year.

20. **Protests, Charges and Grievances** - Decisions that cannot be protested are:

- a. The soundness of a horse, when determined by an official veterinarian, judge or steward of the Competition.
- b. A judge's decision, representing his/her individual preference or opinion, can not be protested unless it is alleged to be in violation of the GVHS Show Rules. A protest, charge or grievance may be filed with the Competition Management before the close of the Competition and must state the full name and address (if known) of the accused, must list each Rule number alleged to have been violated and must contain a complete statement of the acts which constitute the alleged violation. The maker of the protest, charge or grievance must be prepared to substantiate the protest, charge or grievance by his or her own personal testimony at a hearing or by the testimony of at least one other witness with personal knowledge who is subject to cross-examination, and by additional evidence including but not limited to sworn statements, other witnesses. Protests, charges, or grievances will be referred to the GVHS for final resolution.

21. **Shown and Judged** – To be shown and judged in any class in which horses compete together and must remain in the ring until excused by the judge.

## C. Horse General Rules

- 1. Horses are to be shown in their natural way of going. They should demonstrate a calm and willing demeanor yet be powerful. They should be an all-around utility horse that is eager and able to perform in all disciplines. Any extreme or exaggerated movement unnatural to the breed will be heavily penalized. Any horses demonstrating aggressive behavior shall be disqualified.

## C.1 Gaits - General (See each discipline section for more on gaits specific to classes)

1. **Walk** - a natural forward flowing four beat gait. The pride of the breed is expressed in the head and neck carriage, being elevated in the movement, alert with presence.
2. **Trot** - a natural forward, free-flowing two beat diagonal gait. The horse has an animated style of movement. When asked to extend the trot, there should be a definite lengthening of the stride
3. **Jog** - a smooth, ground-covering two-beat diagonal gait. The jog should be square, balanced and with straight, forward movement of the feet. When asked to extend the jog, it moves out with the same smooth way of going.
4. **Canter** - a natural flowing three beat gait to be smooth, free moving, relaxed and correct on both leads
5. **Hand Gallop** - a faster three beat gait with a lengthened stride, controlled, straight, and correct on both leads.
6. **The Lope** - an easy, rhythmical three-beat gait. The horse should lope with a natural stride and appear relaxed and smooth. It should be ridden at a speed that is a natural way of going and correct on both leads
7. **Back (Reinback)** – horses should back on command, quietly, willingly, and easily in a straight line without resistance.
8. At the judge's discretion, considering the size and ability of the class, horses may be asked to extend any gait. Novice and Green Horse classes will not be asked to extend gaits.

## C.2 Presentation – General

1. Horses may be shown clipped or unclipped, both are equally acceptable. Body clipping or saddle pad clipping will not be discriminated against.
2. There may be a small bridle path clipped to keep the halter or bridle in place. A single braid behind the ear to create a bridle path is also permissible but should not be prominent. The braid should be braided to tuck under and be hidden by the remaining mane. The single braid behind the ear should be no wider than three inches from the poll along the neck at the base of the mane hair, a small braid is preferred.
3. When showing under saddle or in harness, it is recommended that horses with very long and/or thick foretop have the foretop banded, braided, and/or tucked under the side of the bridle or in some way prevented from impairing the horse's vision.
4. Braiding is acceptable in classes where braiding is traditional for that class (i.e. Hunt, Dressage) Braiding is optional in English or Western Performance classes. All types of braids are permissible including continental braids, French braids, double French braids, half French braids, etc.
5. Ribbons or additional decorations to mane may only be used in specialty classes such as costume.

## C.3 General Shoeing Rules

1. Horses may be shown flat shod with no pads (hoof next to shoe) See exceptions and details under 8 and 9.
2. Hoof length should be reasonable for the size of the horse being shown.

3. If shown shod, hooves and shoes must be reasonable for the size of the horse being shown. Excessive length of toe is discouraged and will be penalized or disqualified at the judge's discretion.
4. Foals and Yearlings must be shown barefoot.
5. Toe and/or side clips drawn from the same shoe that in no way affect how a horse travels or breaks over are allowed.
6. If shod, it must be with flat shoes that do not affect the way the horse travels or how a foot breaks over.
7. Either metal shoes or shoes of other material may be used. Shoes must be of the same material, weight, and thickness, although, front and back hooves may be shod in different size shoes.
8. Weighted shoes (toe, side or heel weighted) scotch bottoms, pads, or wedges are prohibited. Exception: a horse with medical or therapeutic issues needs a signed letter from a Doctor of Veterinary Medicine that will be submitted to the competition office with the entry forms.
9. Corrective shoeing with a pad or artificial hoof material shall be allowed in the show ring for the purpose of mending broken hoof or hoof wall. The mended hoof must match the corresponding natural. A horse with medical or therapeutic issues needs a signed letter from a Doctor of Veterinary Medicine that will be submitted to the competition office with the entry forms.
10. Corrective shoeing with a pad or artificial hoof material shall be allowed in the show ring for the purpose of mending broken hoof or hoof wall. The mended hoof must match the corresponding natural hoof.
11. The weight of the shoe, not including nails, should be proportionate to the horses' height and weight. Excessive weight or weight that causes unnatural action/movement is prohibited.
12. Caulks are permitted only in classes that require a jump.
13. In the case of a loss of shoe the rider may either continue without penalty or be eliminated.

#### D. General Conduct/ Responsibilities Rules

1. Exhibitors, riders, drivers, owners, handlers, and trainers should be knowledgeable of and compliant with the rules.
2. Exhibitors, riders, drivers, owners, handlers and trainers are responsible for payment of applicable fees.
3. Every exhibitor, rider, driver, handler, and trainer or his/her agent must sign an entry form. In case of a rider, driver, handler under the age of 18 his/her parent or guardian or if not available, the trainer must sign an entry form on the minor's behalf.
4. **Exhibitors are responsible for their own errors and those of their agents in the preparation of entry forms.**
5. No one under the age of 18 may show a stallion in hand, ridden or driven, including lead line. No one under the age of 12 may show any horse under the age of three, including leading in a lead-line class.
6. Dress for handlers and exhibitors should be appropriate for the purpose and the class. Exhibitors should consult the specific attire rules for each class being entered.
7. The exhibitor shall be dressed in a safe, neat and clean manner.
8. Attire may NOT display a farm or owner's name, the horse's name or farm logo.
9. Jewelry should be kept to a minimum.

10. No T-shirts, shorts, skirts or strapless tops are permitted.
11. Open toe shoes are not allowed.
12. All riders in all English, Hunter, Jumper and Dressage classes, or in other classes where exhibitor rides in those disciplines, rider must wear an equestrian safety riding helmet which meets or exceeds ASTM (American Society for Testing and Materials)/SEI (Safety Equipment Institute) standards for equestrian use and carries the SEI tag. The headgear and harness must be secured and properly fitted. Any rider violating this rule must immediately be prohibited from further riding until such headgear is properly in place. **Any exhibitor may wear protective headgear at any level of competition without penalty from the judge.**
13. Any **Youth exhibitor** anywhere on the show grounds while riding a horse is **required to wear an equestrian safety helmet that is ATSM/SEI approved.** Youth must also wear an ATSM/SEI helmet while driving or serving as driving groom.
14. Use of a protective helmet or vest, worn by any exhibitor in any class will not be penalized and their use is strongly encouraged.
15. No Competition Officials, (A4, #4) or Competition Staff (A4, #3) or member of the Competition Officials' family, Competition Staff's family, member of the judge's family nor any cohabitant, companion domestic partner, housemate, or member of Officials, Staffs, or judge's household, nor any of the Officials, Staff's or judge's clients, employer or employees or employers of a member of the Officials, Staffs, or judge's family may compete as trainer, coach, exhibitor, rider, driver, handler, owner, lessor, or lessee unless the relationship is terminated 60 days prior to the competition.
16. No Competition Officials, Competition Staff's, or judge's, trainer nor any of the trainer's clients may compete as trainer, coach, exhibitor, rider, driver, handler, owner, lessee, or lessor in any class unless the relationship is terminated 60 days prior to competition.
17. No horses trained or owned by a Competition Official, Competition Staff Member, or a judge or member of the Competition Official's, Competition Staff's, or the judge's family may compete in any class unless the relationship is terminated 60 days prior to competition.
18. Stud fees, retiree board and broodmare board are excluded.
19. No horse that has been sold by a judge or his/her employers within a period of 60 days prior to competition may be shown before that judge.
20. No horse that has been trained by the judge within 60 days prior to the competition may be shown before the judge.
21. No one may show before a judge who has received or has contracted to receive any remuneration for the sale, purchase, or lease of any horse to or from, or for the account of the exhibitor within a period of 60 days prior to the competition, unless the sale or purchase has been made and fully consummated at public auction.
22. No one may show before a judge who boards, shows or trains any horse under the exhibitor's ownership or lessee within a period of 60 days prior to the competition.
23. No one may show any horse before a judge who has remunerated the exhibitor for the board or training of any horse, leased a horse from a judge unless its 60 days prior to competition.
24. No rider may compete in any class before a judge with whom he/she or his/her parent, guardian, or instructor has had any financial transaction in connection with the sale, lease, board or training or a horse or has been instructed, coached or tutored with or without pay within 60 days of the competition. The conducting of clinics or assistance in group activities unless private instruction

- is given will not be considered as instruction, coaching or tutoring. However, a judge may officiate over entries who attended a group clinic at the competition if the clinic is open to all exhibitors.
25. No one shall approach the judge regarding a decision unless he first obtains permission from the ring steward who shall arrange an appointment with the judge at a proper time and place. The ring steward or a member of show management appointed by the ring steward shall be present for all appointments made. No exhibitor has the right to inspect the judge's cards without the judge's permission.
  26. Stewards may not officiate unless their client who is showing terminates the relationship 60 days prior to the competition.
  27. It is the exhibitor's responsibility to understand the rules pertaining to showing under a judge the exhibitor may or may not have had a business relationship with.
  28. If an exhibitor voluntarily removes a horse from the ring without the permission of the judge or ring steward, the competition management will disqualify the exhibitor and all prizes and entry fees for that class will be forfeited.
  29. Any horse leaving the ring without the exhibitor's volition is deprived of an award in that class.
  30. Failure of an exhibitor to wear the correct number in a visible manner will be giving one (1) warning at the show before being disqualified.
  31. A horse must be shown under the same number throughout the entire competition. Changing numbers will result in disqualification.
  32. In the interest of fair & balanced competition, where two levels are offered within the same discipline, the same horse-rider pair cannot enter both. (i.e. The same horse-rider pair may not compete in both English Pleasure Walk-Trot and English Pleasure Walk-Trot Canter).

#### D.1 Prohibited Conduct/ Disqualifications

1. All horses entered must be serviceably sound, healthy and in good condition. Lame, obviously unhealthy or unthrifty animals will be disqualified.
2. The use or application of, to or into any horse (other than legal levels of allowed medications) any foreign or caustic substance, such as ginger, mustard, pepper, abrasives, etc, which alter or influence a horse's movement, tail carriage or behavior, is prohibited and will be cause of disqualification from further competition and forfeit all entry fees and winnings. Offenders may be fined, suspended or barred from future competitions and events.
3. Abusive treatment, excessive use of whip, spur or other abusive equipment on a horse inside or outside the arena if forbidden and renders the offender subject to penalty or disqualification.
4. Judges must excuse from the ring any horse shown that possesses a whip mark or welt on any portion of the horse. A whip mark or welt shall be defined as an inflammation of skin resulting in a swelling and in extreme cases, a laceration or abrasion.
5. Inhumane treatment of any horse or any other animal on show grounds is strictly prohibited. Treatment of any horse will be considered inhumane if a person, educated or experienced in accepted equine training techniques, would perceive the conduct of an individual to be inhumane.
6. Inhumane treatment includes, but is not limited to:
  - a. placing an object in a horse's mouth so as to cause undue discomfort or distress
  - b. leaving a bit in a horse's mouth for extended periods of time so as to cause undue discomfort or distress
  - c. tying a horse up or around in a stall in the manner as to cause undue discomfort or distress

- d. lunging or riding in a manner as to cause undue discomfort or distress;
  - e. tying or fastening any foreign object onto a horse, halter, bridle and/or saddle in order to de-sensitize the horse
  - f. use of training techniques or methods such as poling (altering an obstacle while the horse is negotiating the obstacle) or striking a horse's legs with objects
  - g. excessive use of spurs, whips, and excessive jerking of reins
  - h. excessive fencing/poling
  - i. excessive spinning (defined as no more than eight (8) consecutive turns in either direction)
  - j. schooling over ramped oxers in reverse order (i.e., from highest to lowest instead of lowest to highest)
  - k. schooling using rails higher than four (4) feet; use of prohibited equipment, including, but not limited to, saw tooth bits, hock hobbles, tack collars or tack hackamores
  - l. use of any item or appliance that restricts movement or circulation of the tail;
  - m. exhibiting a horse which appears to be sullen, dull, lethargic, emaciated, drawn or overly tired;
  - n. intentional or negligent treatment which results in obvious blood and/or any bleeding.
7. The injecting of any foreign substance into a horse's tail, the cutting of tail ligaments or nerve blocking is not permitted and is subject to disqualification from further competition and forfeit of all entry fees and winnings. Offenders may be fined suspended or barred from future competitions and events.
  8. The use of any device or aides that alter the natural movement of the horse (such as chains, shackles, rubber bands) are strictly prohibited at any competition. Any animal with prohibited equipment must be disqualified from further competition and forfeit all entry fees and winnings.
  9. The addition of supplemental hair in the mane, foretop, tail or feather shall be cause for disqualification.
  10. A horse that is observed by Competition official to be unruly to the point of presenting a real danger it itself, handler or other participants in or outside the arena will be asked to leave the ring and may be asked to leave the Competition grounds by the judge or ring steward. An exhibitor CANNOT protest this action.
  11. The natural color of the horse may not be changed. Products such as hoof black applied to hooves, chalk/powder/corn starch however may be used to emphasize the natural color. The use of glitter or other such exterior body products while showing is prohibited.
  12. Conduct designed to distract a horse, or any conduct that otherwise interferes with the showing of another exhibitor's horse will not be tolerated.
  13. Any Exhibitor/Person that is Rude, Unruly or causing Distress to Staff, other Exhibitors, or Facility Owners may be asked to Leave the Show Grounds by Show Management and will forfeit all Awards, Points, with No Refund.
  14. Electronic Communication Devices. Earphones and/or other electronic communication devices are strictly prohibited while competing and such usage is penalized by elimination from the entire show. Electronic devices that transmit and/or receive information may be used in the stabling area and in the warm-up areas. The unsafe use of electronic devices, including cell phones, with or without earphones/buds, while mounted is prohibited in all areas designated for schooling and



exercise, and while lunging horses on competition grounds. Exception: medical devices, such as hearing aids are allowed to be used for the medical condition for which they are prescribed.

## E. IN HAND DIVISION

### E.1 Halter

#### **General**

1. Horses must be in full compliance with the General Rules section, Shoeing, Hoof Section and Conformation sections.
2. A lack of required tack, equipment, appointments or attire shall be grounds for elimination from the class.
3. Horses should be presented by handler with front legs and back legs perpendicular to the ground. Front legs should be square and on a vertical line directly under the shoulder. Back legs should be positioned square with the hocks in a vertical line with the animal's buttocks. At no time should the horse be stretched or parked out.
4. Specialty In Hand classes (e.g. Lead Line, Costume, Color) do not qualify for Championships.

#### **Appearance and Impression**

The first glance impression of the breed is that of a small, powerful, well balanced and muscular draft type horse with good bone and a sturdy body that upon maturity would be capable of pulling a gypsy caravan wagon. The image is enhanced with abundant mane, tail, and feathering from the knees to the ground. An important breed quality is the presence that reflects a gentle, cooperative, willing animal with a kind and intelligent eye. Muscling is balanced throughout the body. **Refer to GVHS Breed Standard for complete conformation, appearance, characteristics and traits. (See Attached Appendix for Breed Standard).**

#### **Presentation**

The pattern for halter classes will be designated by show management one hour prior to the show. During the pattern, horses may be required to be presented at a walk and trot. Exception: Some Specialty Classes such as color Classes, Grooming & Conditioning, lead line, and In Hand Costume are not required to trot.

Pattern One: Horses will walk to the judge one at a time. As the horse approaches, the judge (s) will step to the right (left of the horse) to enable the horse to trot straight to a cone placed 50 feet away. At the cone, the horse will continue trotting, turn to the left and then continue trotting. The judge may ask for any further individual examination he feels is needed. It is acceptable for the judge to inspect horses' teeth and testicles if needed as the horse approaches the judge. After trotting, horses will be lined up head to tail for individual inspection by the judge. The judge shall inspect each horse from both sides, front and rear. (see diagram next page).

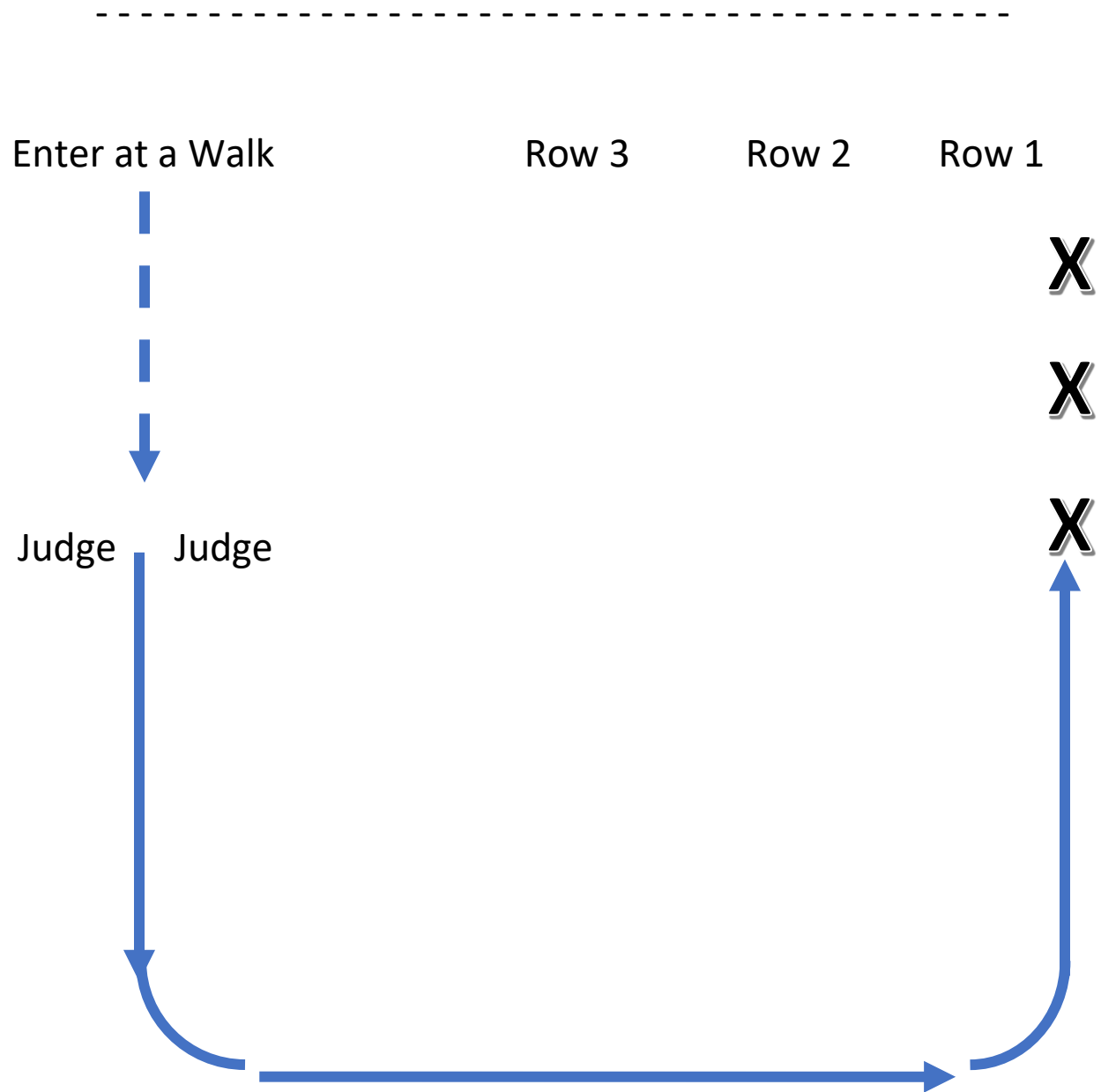
Pattern Two: All horses are to enter the ring at a walk counter clockwise on a loose lead to a designated point. The designated point will be marked by a cone approximately 20 feet from the gate. They will then proceed at a trot past judge(s) (to be viewed from the side in motion). Judging will begin at the cone. Exhibitors will line up horses head to tail along the rail. From the line-up, walk to judge(s) and trot



back to end of line. Either side of the arena may be used. (see diagram next page) Second looks from judge(s) will be from head to tail line-up on rail. (see diagram on next page).


Holding Area

(Halter Class Pattern 1)

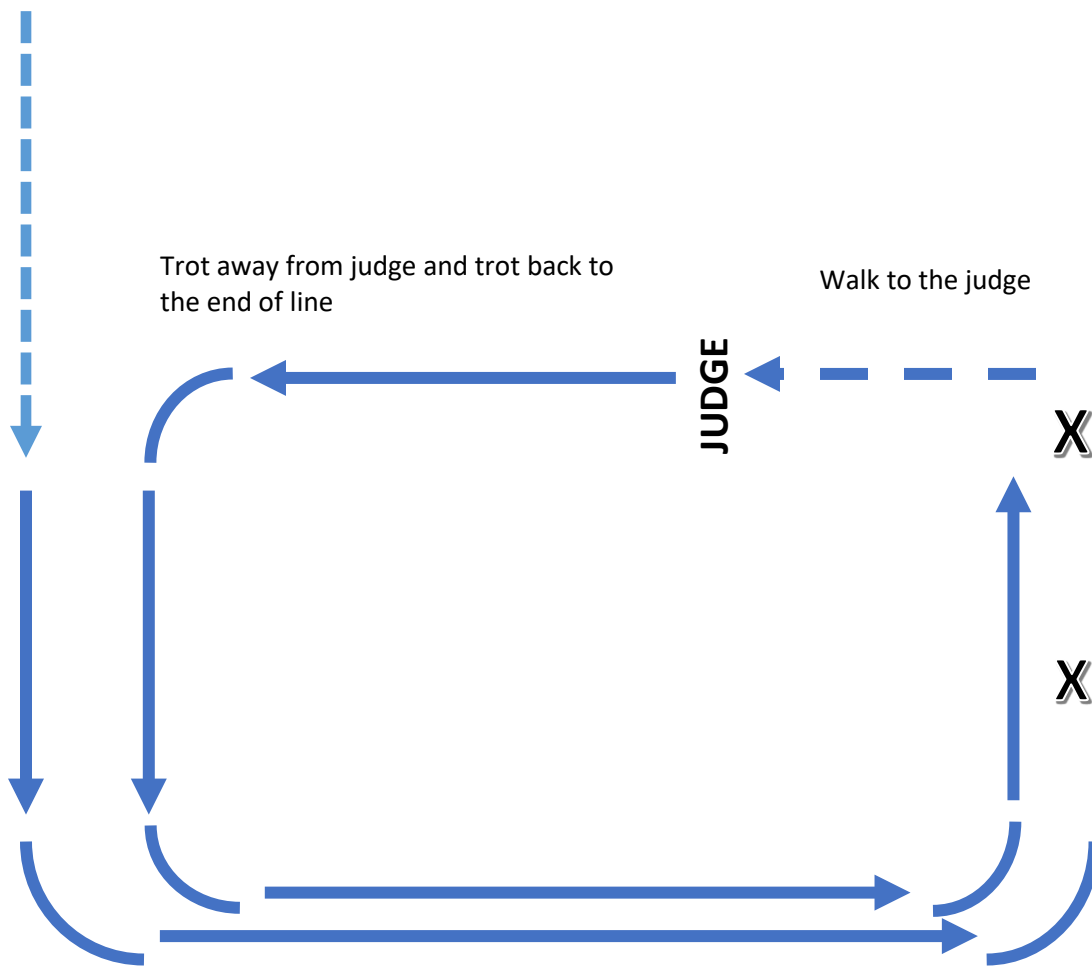


Holding Area

(Halter Class Pattern 2)



Enter at a walk



**Gaits-** Movement can vary but must always be straight and true. Movement must be natural, nor forced or artificial. The horse must travel straight, true and square with no winging, paddling, or crossing.

The walk shall be relaxed, forward and balanced from the hindquarters. The walk should be a natural flat footed, four beat gait with the stride a reasonable length for the size of the horse.

The trot should be a strong, forward moving gait and shall exhibit good impulsion and power from the hindquarters while being balanced with an even cadence in the stride. The trot should be a smooth, ground covering, two beat diagonal gait. The trot shall show suspension, while being balanced with an even cadence in the stride.

Only one handler may be allowed in the ring with each horse, however place handler exchanges are permitted.

Placeholders of the same category as the primary handler are permitted for in hand halter.

### **Appointments**

1. Tack and attire should reflect the manner in which the horse is being presented.
  - a. Halters and bridles may be made of leather, natural or synthetic material.
  - b. A split or single chain lead may be used instead of a rein.
  - c. No rope halters of any kind are allowed.
  - d. All tack must be clean, properly fitted and in good repair
2. Mares and Geldings may be shown in a bridle with a snaffle bit with no shanks or in a halter. Gag and twisted bits of any type are prohibited. Figure eight nose bands, drop or flash noseband are not permitted. A flat chain may be used over the nose or under the chin. Leads should be at least 6' long.
3. Stallions three years and older must be shown in the following: a bridle with a snaffle bit with no shanks or with a stallion rein, full stallion tack or a halter with chain. Gag and twisted bits of any type are prohibited. Figure eight nose bands, drop or flash noseband are not permitted. Lip Chains or cords are not allowed. Bridles, halter and stallion tack may be leather, natural or synthetic material.
4. All horses under the age of two must be shown in a halter.
5. The use of a four-foot whip including the lash is permitted.

### **Attire**

The exhibitor shall be dressed appropriately for the purpose and discipline.

1. The exhibitor shall be dressed safe, neat, and clean.
2. **Attire may not display a farm or owner's name, horse's name or logo.**
3. Jewelry should be kept to a minimum.
4. No T-shirts, shorts, skirts, strapless tops or canvas/cloth/open toed shoes are permitted.
5. Attire may be Western, English, or Sport type.
  - a. Western attire should consist of a sleeved shirt with collar, jeans or long pants with suitable boots and hat. Belts, gloves, ties, scarves, vests and jackets are optional.

- b. English attire may be either breeches or jodhpurs with boots and a shirt with tie or choker. Jackets, vests, gloves, belts, and hats are optional. If helmets are worn they must conform to General Conduct helmet rules. Half chaps are permitted.
  - c. Sport attire should consist of slacks or khakis with either a shirt or tie or an appropriate shirt. Footwear may be boots, closed toe shoes, or leather running shoes.
  - d. Spurs of any kind are prohibited
6. Evening in Hand attire may consist of more formal attire including suits or tuxedos for men and pants and dress jackets for ladies.

### **Judging Criteria and Class Specifications**

Classes will be judged on breed type, conformation, quality, movement, temperament, and presence. Excessive unruly behavior or bad temperament shall be penalized. **Refer to GVHS Breed Standard for complete conformation, appearance, characteristics and traits.** (See Attached Appendix for Breed Standard)

## E.2 Halter Championships

### **Grand Champion and Reserve Champion**

1. Will be chosen from the First and Second place winners of their respective In Hand Halter class divided by sex. (i.e. Grand Champion Mare, Grand Champion Gelding, and Grand Champion Stallion)
2. In no case will a second place horse be placed over a horse that was placed above him. Exception: if for any reason a first place horse fails to return for their respective Grand and Reserve Championship class or if the first place horse is disqualified.
3. There will be one Grand Champion Horse and one Reserve Champion Horse from each sex division.
4. Horses will be lined up according to wins in qualifying classes.

### **Supreme Champion**

1. At the discretion of Competition Officials, a Supreme Champion may be chosen.
2. The Supreme champion will be chosen from the three Grand Champion winners of their respective In Hand Halter class.
3. Exception: if a Grand Champion horse fails to return for the Supreme Champion class, the Reserve Champion horse in that division may compete in his place.

### **Judging Criteria and Class Specifications**

Classes will be judged on breed type, conformation, quality, movement, temperament, and presence. Excessive unruly behavior or bad temperament shall be penalized. **Refer to GVHS Breed Standard for complete conformation, appearance, characteristics and traits.** (See Attached Appendix for Breed Standard)

## F. SPECIALTY IN HAND

### F.1 GET OF SIRE AND PRODUCE OF DAM

#### **General**

1. Get of Sire and Produce of Dam entries must be shown with one handler per horse.
2. Management can decide to have the Get of Sire/Produce of Dam class in one of two ways:

- a. The entries consist of at least 2 offspring from the sire/dam. The sire/dam do not enter the ring. Exception: In an entry with a nursing foal, the dam will be allowed in the show ring. Management can also set the maximum number of offspring per entry, OR
  - b. Sire or Dam may be required as part of the entry, must include at least one offspring, and management can limit the number of offspring per entry.
3. Entries shall be presented under the same specifications as the In-Hand Division General Rules, Presentation, Appointments, and Attire. Exception: horses will not be asked to be worked on the line.

### **Judging Criteria and Class Specifications**

Get of Sire and Produce of Dam classes will be judged 75% conformation, quality, and breed type and 25% on uniformity of offspring.

## **F.2 Color Classes**

### **General**

Color classes may be divided into Patterned Horses, Solid Horses, and Blagdon Horses at the discretion of Competition management.

### **Presentation**

Handlers shall present horses at a walk only, traveling both directions of the arena on the rail. After which time they will line up for final presentation.

### **Judging Criteria and Class Specification**

Color classes will be judged 80% on color quality/richness, and 50/50 balance of coat pattern, 20% on conformation.

## **F.3 North American Bred & International Bred**

### **General**

North American Bred classes are limited to horses bred within the borders of North America.

International Bred classes are limited to horses bred outside the borders of North America.

### **Presentation**

Handlers shall follow the judge's instruction to present the horses at a walk and trot, at the judge's discretion, after which time they will line up for final presentation/judging.

### **Judging Criteria and Class Specifications**

Classes will be judged on breed type, conformation, quality movement, temperament, and presence. Excessive unruly behavior or bad temperament shall be penalized. **Refer to GVHS Breed Standard for complete conformation, appearance, characteristics and traits.** (See Attached Appendix for Breed Standard)

## **F.4 Showmanship at Halter:**

### **General**

1. Horses must be in full compliance with the General Rules Section, Shoeing, Hoof and Conformation Section.

2. The showmanship class shall be judged strictly on the exhibitor's ability to condition and show a horse at halter. In this class the horse is merely a prop to demonstrate the ability and preparation of the exhibitor. The ideal showmanship performance consists of a poised, confident, neatly attired exhibitor leading a well-groomed and conditioned horse that quickly and efficiently performs the requested pattern with promptness, smoothness, and precision.
3. The showmanship class is not another halter class and should not be judged as such.
4. Patterns are required to be posted at least one hour prior to the class. Patterns are designed to test the showman's ability to effectively present a horse to the judge.
5. Any use of an artificial aid (e.g. whip) will be considered a disqualification.
6. No one under the age of 18 may show a stallion in hand, riding, including lead line. No one under the age of 12 may show any horse under the age of three, including leading in a lead-line class.

### **Presentation**

1. All exhibitors may enter the ring and then work individually, or each exhibitor may be worked from the gate individually, at the discretion of the judge.
2. The following maneuvers are considered acceptable: lead the horse at a walk, jog, trot or extended trot or back in a curved or straight line, or a combination of straight and curved lines, stop and turn 90, 180, 270 or 360 degrees in any combination or multiple turns.
3. The judge must have exhibitors set their horse up squarely for inspection at some time during the class.
4. The exhibitor should be poised, confident, courteous and genuinely sportsmanlike at all times.
5. The exhibitor should continue to show the horse until the class has been placed or they have been excused.
6. The exhibitor should appear business like, stand and move in a straight, natural and upright manner.
7. The exhibitor must lead on the horse's left side holding the lead shank in the right hand near the halter with the tail of the lead loosely coiled in the left hand.
8. When leading, the exhibitor should be positioned between the eye and the mid- point of the horse's neck
9. Both arms should be bent at the elbow with the elbows held close to the exhibitor's side and the forearms held in a natural position.
10. When executing a right turn, the exhibitor should turn and face the horse's head and have the horse move away from them to the right.
11. When executing a back, the exhibitor should turn from the leading position to face toward the rear of the horse with the right extended across the exhibitor's chest and walk forward beside the horse with the horse moving backward. At no time should the exhibitor stand directly in front of the horse. Any exhibitor who does such will be severely faulted.
12. When setting the horse up for inspection, the exhibitor should stand angled toward the horse in a position between the horse's eye and muzzle and should never leave the head of the horse.
13. The exhibitor's position should not obstruct the judge's view of the horse.
14. Leading, backing, turning, and initiating the set up should be performed from the left side of the horse.
15. The exhibitor should never stand directly in front of the horse
16. The exhibitor should not touch the horse with their hands or feet or visibly cue the horse by pointing their feet at the horse during the set up.

17. The horse's body condition and overall fitness should be assessed by the judge.
18. Exhibitors may only show one horse in Showmanship.

### **Appointments**

1. All horses, including stallions, must be shown in halter in a showmanship class. All tack must be clean, properly fitted and in good repair. Halter should reflect the purpose and discipline in which the horse is being presented
2. Halters may be of leather, natural or synthetic material. No rope halters of any kind are allowed. Leads should be at least 6' long. No Lip chains or chords are allowed in Showmanship.
3. Whips and other artificial aids are not allowed.

### **Attire**

1. Dress for handlers should be appropriate for the purpose and discipline.
2. The exhibitor shall be dressed in a safe, neat, and clean manner.
3. Attire may not display a farm or owner's name, a horse's name or farm or ranch logo.
4. Jewelry should be kept to a minimum.
5. No T-shirts, shorts, skirts, strapless tops or canvas/cloth/opened toed shoes are allowed.
6. Western style cowboy hat or Helmet that conforms to the General Conduct helmet rule are required in all showmanship classes. Hat wear should be appropriate for the attire worn.
7. Attire may be Western, English, or Sport type.
  - a. Western attire should consist of a sleeved shirt with collar, jeans or long pants with suitable boots and hat. Belts, gloves, ties, scarves, vests and jackets are optional.
  - b. English attire may be either breeches or jodhpurs with boots and a shirt with tie or choker. Jackets, vests, gloves, belts, and hats are optional. Half chaps are permitted.
  - c. Sport attire should consist of slacks or khakis with either a shirt or tie or an appropriate shirt. Footwear may be boots, closed toe shoes, or leather running shoes.
8. Evening Showmanship attire may consist of more formal attire including suits or tuxedos for men and pants and dress jackets for ladies.

### **Judging Criteria and Class Specifications**

The horse should perform the work accurately, precisely, smoothly and with a reasonable amount of speed.

1. A severe disobedience will not result in a disqualification but should be severely penalized.
2. Excessive schooling, training, willful abuse, loss of control of the horse by the exhibitor shall be cause for disqualification.
3. Failure to follow prescribed pattern, knocking over or working on the wrong side of cones shall result in heavy penalty.
4. Stops should be straight, prompt, smooth and responsive with horse's body remaining straight
5. The horse should back readily with head, neck, and body aligned.
6. Counter clockwise turns should be 90 degrees or less.
7. Turns over 90 degrees should consist of the horse pivoting on the right hind leg while stepping across in front.
8. The horse should set up quickly with feet squarely underneath the body.
9. Judging is based on showmanship leading, showing, poise and attitude, presentation, horse's conditioning, horse's grooming, and on appointments.

SCORING.

1. Exhibitors are to be scored from 0 to 100. One-half point increments are acceptable. Run content scores will be indicated as follows: + = Above Average √ = Average - = Below Average. An additional + (Excellent) or - (well below average) may be given.

2. FINAL SCORING shall be on a basis of 0-100, with an approximate breakdown as follows: • 90-100 Excellent showmanship, including body position and presentation of horse. Completes pattern accurately, quickly, smoothly and precisely; demonstrates a high level of professionalism.

- 80-89 Very good performance in execution of the pattern as well as correct showmanship and presentation of horse.
- 70-79 Good pattern execution and average showmanship; lacking adequate style and professional presentation to merit elevating to the next scoring range.
- 60-69 Fair pattern that lacks quickness or precision. Horse with consistently unwilling attitude or handler with obvious position and/or presentation faults that prevents effective showmanship.
- 50-59 Position of exhibitor that precludes effective communication with the horse.
- 40-49 Demonstrates a lack of handling ability and knowledge of correct body position.
- 10-39 Exhibitor commits more than one severe fault or multiple major faults in performance or position but completes the class and avoids disqualification.

3. Faults can be classified as minor, major or severe. The judge will determine the appropriate classification of a fault based upon the degree and/or frequency of the infraction. An exhibitor that incurs a severe fault avoids elimination but should be placed below all other exhibitors that complete the pattern correctly. A minor fault can become a major fault and a major fault can be a severe fault when the degree and/or frequency of the infraction(s) merits.

a. Minor Faults (5 Point Deduction):

1. Break of gait at a walk or trot for up to two strides
2. Over or under turning up to 1/8 of a turn
3. Ticking or hitting cone
4. Sliding a pivot foot
5. Lifting a pivot foot during a pivot and replacing it in the same place. Lifting a foot and replacing it in the same place after presentation

b. Major Faults (10 Point Deduction):

1. Not performing the gait or not stopping within 10 feet of designated area
2. Break of gait at walk or trot for more than 2 strides
3. Splitting the cone (Cone between the horse and handler)
4. Horse stepping out of set-up after presentation
5. Horse stepping out of or moving the hind end significantly during a pivot or turn
6. Over or under turning 1/8 to ¼ of turn



c. Severe Faults (20 Point Deduction):

1. Exhibitor is not in the required position during inspection
2. Exhibitor touching the horse or kicking or pointing their feet at the horse's feet during the setup
3. Standing directly in front of the horse
4. Loss of lead shank, holding chain, or two hands on shank.
5. Severe disobedience to include but not limited to: biting, pawing, rearing, kicking out or continuously circling the exhibitor

d. Disqualifications (must not be placed):

1. Horse becomes detached from exhibitor
2. Failure of exhibitor to wear correct number in a visible manner
3. Willful abuse
4. Excessive schooling or training; use of artificial aids
5. Illegal equipment
6. Loss of control or severe disobedience that endangers the exhibitor or others
7. Knocking over the cone or going off pattern
8. Never performing specific gait
9. Overturning more than a ¼ of a turn of designated turn

## G. ENGLISH DIVISION

### G.1 English Pleasure

#### **General**

1. Horses must be in full compliance with the General Rules section, Shoeing, and Hoof Section.
2. Position, attire and appointments as appropriate to Hunter Seat or Dressage
3. A lack of required tack, equipment, appointments or attire shall be grounds for elimination from the class.
4. Youth may not show a stallion.

#### **Qualifying Gaits**

1. It is imperative that the horse give the distinct appearance of being a pleasure to ride. A quiet, responsive mouth is paramount. All gaits must be performed with willingness and obvious ease, cadence, balance, and smoothness.
2. Horses shall be worked at all gaits including walk, trot, and canter both directions in the ring. Exception: no canter will be required in a Walk Trot Class. Horses are to be reversed to the inside (away from the rail) and will not be asked to reverse at a canter.
3. At the judge's discretion horses may be asked to extend any gait.
4. Walk – a four beat forward working walk. To be true, flat footed and ground covering.

5. Trot – a definite two beat diagonal gait. Overall balanced, relaxed, easy going trot with elasticity and freedom of movement. Posting is required.
6. Extended Trot – a definite two beat diagonal gait executed with a lengthened stride, maintaining balance, ease and freedom of movement. Posting is required.
7. Canter – a three beat gait. To be smooth, free moving, relaxed and correct on both leads.
8. Hand Gallop – to be a faster three beat gait. Lengthened stride and controlled, straight and correct on both leads. Extreme speed must be penalized as should lack of obvious extension. Number of horses in the hand gallop at the same time, at the discretion of the judge.
9. Back – Horses should back, on command, quietly, willingly, and easily in a straight line without resistance. In the lineup horses may be asked to back individually or as a group.
10. The horse should move freely forward with even ground covering strides. The horse should exhibit a comfortable, balanced, consistent way of going while maintaining a frame suitable for a hunter or dressage horse. Excessive speed or slowness or choppiness of any gait will be penalized.

### **Appointments**

1. Bridles shall be the light show type either Hunter (Snaffle, Pelham, Kimberwick bit permitted) or Dressage (Snaffle bit permitted.) Gag and twisted bits of any type are prohibited. Figure eight nose bands, drop or flash noseband are not permitted.
2. Hunting style breastplates are allowed. However, martingales of any type are prohibited.
3. Draw reins, artificial appliances, boots, and bandages are prohibited.
4. English Hunt, all purpose, dressage or side saddles made of leather or synthetic materials are permitted. Saddle pads are required.
5. All tack should be clean, properly fitting, in good repair.
6. Manes and tails may be braided. Unbraided manes and tails are not to be penalized.

### **Attire**

1. Riders should wear a traditional Hunt or Dressage style coats made of a material appropriate for the area and season.
2. Traditional breeches or jodhpurs must be worn. Footwear may consist of traditional field or dress boots, or paddock boots with half chaps. Youth may wear paddock boots with garters instead of half chaps.
3. Very bright or neon colors are not appropriate. If attire in question refer to the USEF guidelines.
4. Riding equestrian safety helmets must be worn. All riders in all English, Hunter, Jumper and Dressage classes, or in other classes where exhibitor rides in those disciplines, rider must wear an equestrian safety riding helmet which meets or exceeds ASTM (American Society for Testing and Materials)/SEI (Safety Equipment Institute) standards for equestrian use and carries the SEI tag. The headgear and harness must be secured and properly fitted. Any rider violating this rule must be immediately be prohibited from further riding until such headgear is properly in place. **Any exhibitor may wear protective headgear at any level of competition without penalty from the judge.**
5. Any **Youth exhibitor** anywhere on the show grounds while riding a horse is **required to wear an equestrian safety helmet that is ATSM/SEI approved.**
6. Gloves, crops, bats, and spurs are optional.
7. If spurs are used, spurs must be made of metal. Only English-style spurs are permitted, as described below. The shank must be either curved or straight pointing directly back from the center of the spur when on the rider's boot. If the shank is curved, the spurs must be worn only

with the shank directed downwards. However, swan necked spurs are allowed. The inside arm of the spur must be smooth and one or both arms may have rubber covers. If rowels are used, they must be blunt/smooth and free to rotate. The maximum length for spurs used is 2 inches including rowels.

8. Riders showing in hunter attire with hunter appointments are allowed to use bits that are included in the hunter division. Riders showing in dressage attire with dressage appointments are NOT allowed to use bits that are included in the hunter division, but are allowed to use bits that are included in the dressage division.

### **Judging Criteria and Class Specifications**

Horses will be judged 70% on performance, 20% on condition, and 10% on turn out.

## G.2 English Equitation

### **General**

1. Horses must be in full compliance with the General Rules section, Shoeing, and Hoof Section.
2. The rider's position, seat, hands, and the correct use of the aids are to be judged.
3. A lack of required tack, equipment, appointments or attire shall be grounds for elimination from the class.
4. **Youth may not show a Stallion, No exceptions.**

### **English Walk /Trot Equitation**

1. The same Horse/Rider combinations cannot show in both equitation walk/trot and equitation walk/trot/canter.
2. Position, attire and appointments as appropriate to Hunter Seat or Dressage.
3. Bridles shall be the light show type either Hunter (Snaffle, Pelham, Kimberwick bit permitted) or Dressage (Snaffle bit permitted.) Gag and twisted bits of any type are prohibited. Figure eight nose bands, drop or flash noseband are not permitted.
4. All riders must wear equestrian safety helmets. See General Conduct Rules for safety helmet requirements.
5. At the judge's discretion, individual work may be required. Instructions must be announced to all exhibitors.
6. If a pattern is used, it must be posted at least one hour before the class. A pattern is defined as two or more tests to be ridden consecutively.
7. Tests from which a judge may choose may include the following:
  - a. Work collectively at walk and trot
  - b. Sitting or rising trot.
  - c. Halt (4-6 seconds) and/or back
  - d. Execute a figure eight at a trot.
  - e. Turn on the forehand from the walk
  - f. Turn on the haunches from the walk
  - g. Execute a serpentine at a trot
8. At the judge's discretion, classes may be asked to show on the rail at a walk and trot both ways of the arena.

### **English Walk/Trot/Canter Equitation**

1. Position, attire and appointments as appropriate to Hunter Seat or Dressage.
2. Bridles shall be the light show type either Hunter (Snaffle, Pelham, Kimberwick bit permitted) or Dressage (Snaffle bit permitted.) Gag and twisted bits of any type are prohibited. Figure eight nose bands, drop or flash noseband are not permitted.
3. All riders must wear equestrian safety helmets. See General Conduct Rules for safety helmet requirements.
4. At the judge's discretion, individual work may be required. Instructions must be announced to all exhibitors.
5. If a pattern is used, it must be posted at least one hour before the class. A pattern is defined as two or more tests to be ridden consecutively.
6. Tests from which a judge may choose may include the following:
  - a. Work collectively at walk, trot, and canter
  - b. Sitting or rising trot.
  - c. Halt (4-6 seconds) and/or back
  - d. Execute a figure eight at a trot, showing a change of diagonals.
  - e. Execute a figure eight at a canter, showing a simple change of lead. This is a change whereby the horse is brought back into a walk or trot and restarted into a canter on the opposite lead. Figures to be commenced in center of two circles so that one change of lead is shown.
  - f. Ride without stirrups, riders must be allowed option to cross stirrups.
  - g. Turn on the forehand from the walk
  - h. Turn on the haunches from the walk
  - i. Execute a serpentine at a trot demonstrating changes of diagonals and/or canter on correct lead demonstrating simple changes of lead.
7. At the judge's discretion, classes may be asked to show on the rail at a walk, trot and canter both ways of the arena.

### **Judging Criteria**

1. Riders will be judged on seat, hands, performance of horse, appointments of horse and rider and suitability of horse to rider. Results as shown by the performance of the horse are NOT to be considered more important than the method used in obtaining them.
2. Equitation is also judged on the ability of the rider to perform on the rail and/or individual pattern work with correct riding position and gaits. Although the horse is only considered a prop in equitation, soundness is a consideration. Obvious lameness will be cause for disqualification.
3. In the case of a posted pattern being utilized the scoring system below should be used.

#### **SCORING:**

1. Exhibitors are to be scored from 0 to 100. One-half point increments are acceptable. Run content scores will be indicated as follows: + = Above Average V = Average - = Below Average An additional + (excellent) or - (well below average) may be given 1. Final Scoring shall be on a basis of 0-100, with an approximate breakdown as follows:

- 90-100 Excellent equitation, including body position and use of aids. Completes pattern accurately, quickly, smoothly and precisely; demonstrates a high level of professionalism.
  - 80-89 Very good rider that executes the pattern as well as correct equitation and use of aids.
  - 70-79 Good pattern execution and average equitation but lacking adequate style and professional presentation to merit elevating to the next scoring range.
  - 60-69 Fair pattern that lacks quickness or precision. Rider has obvious position and/or appearance faults that prevents effective equitation.
  - 40-59 A rider that demonstrates a lack of riding ability and knowledge of correct body position
  - 10-39 Exhibitor commits more than one severe fault or multiple major faults in performance, exhibits poor riding skills, but completes the class and avoids disqualification
2. Faults can be classified as minor, major or severe. The judge will determine the appropriate classification of a fault based upon the degree and/ or frequency of the infraction. An exhibitor that incurs a severe fault avoids elimination but should be placed below all other exhibitors that complete the pattern correctly. A minor fault can become a major fault and a major fault can be a severe fault when the degree and/or frequency of the infraction(s) merits.
- a. Minor Faults (5 Point Deduction):
    1. Break of gait at walk or trot up to 2 strides
    2. Over or under turn of 1/8 to ¼ of the prescribed turn
    3. Tick or hit of cone
    4. Obviously looking down to check leads or diagonals
  - b. Major Faults (10 Point Deduction):
    1. Not performing the specific gait or not stopping when called for in the pattern within 10 feet (3 meters) of the designated location
    2. Missing a diagonal for one to two strides in the pattern or on the rail
    3. Incorrect lead or break of gait (except when correcting an incorrect lead) at the canter
    4. Complete loss of contact between rider's hand and the horse's mouth
    5. Break of gait at walk or trot for more than two strides
    6. Loss of iron.
    7. Head carried too low and/or clearly behind the vertical while the horse is in motion, showing the appearance of intimidation
  - c. Severe Faults (20 Point Deduction):
    1. Loss of rein
    2. Missing a diagonal for more than two strides
    3. Use of either hand to instill fear or praise while on pattern or during rail work
    4. Holding saddle with either hand
    5. Spurring or use of crop in front of the girth
    6. Blatant disobedience including kicking, pawing, bucking and rearing
  - d. Faults Scored According to Severity include:
    1. Head carried too low and/or clearly behind the vertical excessively and consistently while the horse is in motion, showing the appearance of intimidation
  - e. Disqualifications (must not be placed):
    1. Failure by exhibitor to wear correct number in visible manner
    2. Inhumane treatment of the horse
    3. Excessive schooling or training

4. Fall by horse or rider
5. Illegal use of hands on reins
6. Use of prohibited equipment
7. Going off pattern, including: knocking over or wrong side of cone or marker; never performing designated gait, lead or diagonal; over or under turning more than ¼ turn
8. In Walk-Trot Classes Only: Exhibitors going off pattern, knocking over or on wrong side of cone, never performing specified gait, or overturning more than ¼ turn than designated, shall not be disqualified, but must always place below exhibitors not incurring a disqualifying fault

## H. DRESSAGE DIVISION

### H.1. Suitability for Dressage In Hand

#### **General**

1. Horses must be in full compliance with the General Rules section, Shoeing, and Hoof Section.
2. Horse's quality shall be evaluated as to potential for dressage horses.
3. Only one handler per horse is permitted.
4. The class is open to horses of all ages but may be further subdivided by Competition Management at their discretion.
5. A lack of required tack, equipment, appointments or attire shall be grounds for elimination from the class.
6. YOUTH May Not Show a Stallion, No Exceptions.

#### **Presentation**

1. Horses are being shown individually on the triangle.
2. Following a posted order, entries in each class will approach the judging area one at a time, walk to the apex of the triangle, and await the judge's request to proceed on the triangle.
3. The Handler will lead the horse, in a clock-wise direction, on the perimeter of the triangle at a walk and a trot, returning to the apex to stand the horse for conformation judging or to repeat any movement at the judge's request.
4. Repetition of all or part of the movement on the triangle may be allowed at the judge's request only.
5. At the completion of judging, the handler will lead the horse away from the judging area.
6. The next entry will enter the judging area promptly.
7. The judge may elect to judge conformation either before or after judging the horse's movement on the triangle.
8. The horse should stand square and not parked out. Horses will stand for conformation judging before and/or after the completion of the horse's movement.
9. After all the horses are shown on the triangle, some or all may be recalled at the judge's discretion (depending on size, format, and schedule of the competition) to be shown in groups at a walk and a trot.
10. Horses shown as a group may not necessarily work on the triangle. At the discretion of the judge, they may be asked to move at a walk and trot, either in line or moving around the arena.

11. The Judging Triangle: Two basic designs are acceptable for presenting horses to the judge. Competition management may choose the triangle best suited for local conditions. Triangle corners should be well defined. Footing must be firm. Decorative fencing, plants or flowers are allowed.
12. The size of the triangle may be adjusted to meet local conditions, however, the back side of the triangle must be at least 25 meters in length and the other two sides must be at least 20 meters in length.

### **Appointments**

1. Halters and bridles may be made of leather, natural or synthetic material. Pelham, Kimberwick, Gag and twisted bits of any type are prohibited. A split or single chain lead may be used instead of a rein. All tack must be clean, properly fitted and in good repair.
2. **All horses under two years of age** must be shown in a halter. Halters may be of leather, natural or synthetic materials. No rope halters of any kind are allowed.
3. **Horses age 3 and over** must be shown in a bridle with a snaffle bit with no shanks.
4. A whip of no more than 47.2 inches long including lash is allowed.
5. Braiding of manes is recommended but optional for Dressage classes and shall not be penalized.

### **Attire**

1. Dress for handlers should be appropriate for the purpose, Western attire being inappropriate.
2. The exhibitor shall be dressed a safe, neat, and clean manner.
3. **Attire may not display a farm or owner's name, horse's name or farm or ranch logo.**
4. Jewelry should be kept to a minimum.
5. No T-shirts, shorts, skirts, strapless tops or canvas/cloth/open toed shoes are allowed.
6. Attire may be English or Sport type.
  - a. English attire may be either breeches or jodhpurs with boots and a shirt with tie or choker. Jackets, vests, gloves, belts, and helmets are optional. If helmets are worn, they must conform to General Conduct helmet rules. Half chaps are permitted.
  - b. Sport attire should consist of slacks or khakis with either a shirt or tie or an appropriate shirt. Footwear may be boots, closed toe shoes, or running shoes.
7. Evening Dressage Suitability In Hand attire may consist of more formal attire including suits or tuxedos for men and pants and dress jackets for ladies.

### **Judging Criteria and Class Specifications**

1. Judging will be based on 60% movement, 30% conformation, and 10% general impression. This includes harmony (relationship of conformation to movement) athleticism (strength and mobility) development related to age and condition. Demonstrated character, presence and temperament necessary for dressage training.
2. Conformation is to be evaluated based on the breed standard, in terms of potential trainability, potential performance and predisposition to unsoundness. Function, not fashion, is to be emphasized. Weakness or conformation faults with a predisposition to unsoundness or to difficulties in training shall be penalized. Blemishes are not to count unless resulting from conformation faults.
3. Gaits are to be natural evaluated in terms of purity, quality and correctness. Purity and correctness are more important than brilliance at this level. Correct gaits contributing to the ease of training and the horse remaining sound and usable are more important than gaits which are

merely superficially flashy. Purity and quality are judged mainly in profile. Correctness is judged mainly while the horse is coming to and going away from the judge's position.

4. A horse shall be disqualified for unsoundness at the judge's discretion.

## H.2. Suitability for Dressage Under Saddle

### **General**

1. Horses must be in full compliance with the General Rules section, Shoeing, and Hoof Section.
2. Horse's quality shall be evaluated as to potential for dressage horses.
3. Competition may separate walk/trot dressage suitability with walk/trot/canter classes.
4. The same horse/rider combination that competes in a walk/trot/canter class in this division may not compete in a walk/trot class in this division at the same Competition.
5. A lack of required tack, equipment, appointments or attire shall be grounds for elimination from the class.
6. YOUTH May Not Show a Stallion. No Exceptions.

### **Qualifying Gaits**

1. It is imperative that the horse's muscles are supple and loose. That it moves freely forward in a clear and steady rhythm, with purity of the gaits and accepting contact with the bit. The horse should show lightness of the forehand and engagement of the hindquarters. Resistance and tension of the horse is to be penalized. The horse's potential as a Dressage mount is to be considered. All gaits must be performed with willingness and obvious ease, cadence, balance, and smoothness.
2. Horses shall be worked at all gaits including walk, trot, and canter (if required) both ways in the ring. At the judge's discretion horses may be asked to free walk and to extend any gait.

### **Appointments**

1. An English type saddle or Dressage type saddle with stirrups is compulsory. An English type saddle may be constructed with or without a tree but cannot have a horn, swell, gallerie, or open gullet. Australian, Baroque, Endurance, McClellan, Spanish, Stock, or Western saddles are not permitted nor are modified versions of these saddles. A Dressage saddle must be close to the horse and have long, near-vertical flaps and stirrups.
2. Saddle pads are optional, but should be white, or of conservative color.
3. Bridles may be made of leather, natural or synthetic material. A plain snaffle bit and bridle is required with a regular cavesson, a dropped noseband, a flash noseband (a combination of a cavesson and a dropped noseband attachment) or a crossed noseband. A padded noseband is allowed. A cavesson noseband may never be so tightly fixed that it causes severe irritation to the skin. Cavesson nosebands may be used with a chin pad. At any level of competition, a brow band may be multicolored and may be decorated with metal, beads, gemstones and crystals.
4. Martingales, bit guards, any kind of gadgets (such as bearing, side, running, balancing reins, nasal strips, tongue tied down, etc.), any kind of boots (including "easy-boots") or bandages (including tail bandages) and any form of blinkers, earmuffs or plugs, nose covers, seat covers, hoods are, are not permitted. Fly hoods (ear covers) will only be permitted in order to protect horses from insects. The fly hoods should be discreet and should not cover the horse's eyes and will only be permitted in extreme cases at the discretion of the presiding judge(s).
5. All bits must be smooth and with a solid surface. Twisted, wire and roller bits, pelham and kimberwicks are prohibited. A bushing or coupling is permitted as the center link in a double-

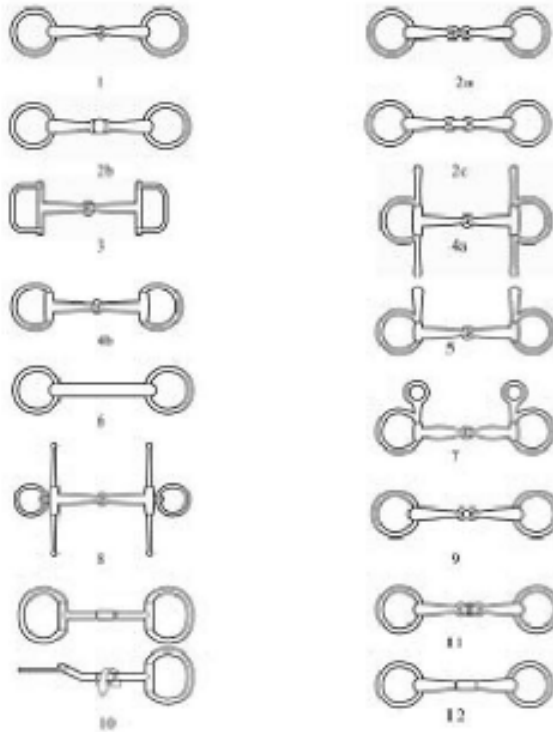


jointed snaffle; however, the surface of the center piece must be solid with no moveable parts. The mouthpiece of a snaffle may be shaped in a slight curve, but ported snaffles are prohibited. A bridoon is defined as a snaffle bit used together with a curb bit to form a double bridle. Bits (including curb and/or bridoon bits of a double bridle) must be made of metal or rigid plastic and may be covered with rubber; flexible rubber bits are not permitted. The diameter of the snaffle or bridoon mouthpiece must be minimum 3/8-inch diameter at rings or cheeks of the mouthpiece.

Bits that are acceptable when riding with dressage attire and tack.

## A. PERMITTED SNAFFLES\*

(Bits pictured and described below are required for all tests and classes at Second Level and below and optional in Third and Fourth Level Tests.)



The center link may be tilted at a different orientation from the mouthpiece but **MUST** have rounded edge. A Dr. Bristol bit is not permitted.

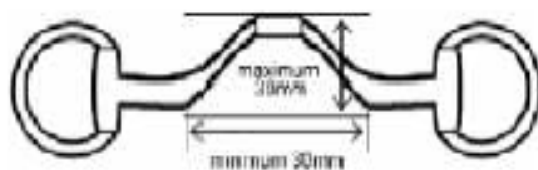
1. Ordinary snaffle with single - jointed mouthpiece.
2. (a, b, c) Double-jointed snaffles.
3. Racing snaffle (D-ring).
4. Snaffle.
  - a) with cheeks, with or without keepers.
  - b) without cheeks (Egg-butt).
5. Snaffle with upper or lower cheeks.
6. Unjointed snaffle (Mullen - mouth).
7. Snaffle with cheeks. (Hanging or drop cheek; Baucher). This may be a D-ring or other ordinary snaffle as pictured in Nos. 1-6.
8. Fulmer.
9. French snaffle.
10. Snaffle with rotating mouthpiece.
11. Snaffle with rotating middle piece.
12. Happy Mouth with roller.

\*Snaffle bits must be smooth with a solid surface. Twisted and wire bits are prohibited. A mouthpiece with more than one rolling part is prohibited. Bits may be made with a rubber or plastic covering, but the bit may not be modified by adding latex or other material. Bits with mouthpieces made of synthetic material are permitted, provided that the contours of the bit conform to the contours of one of the bits

pictured above. Flexible rubber or synthetic mouthpieces are permitted. A double jointed bit or snaffle with rotating mouthpiece may be shaped to allow tongue relief. The maximum height of the deviation is 30mm from the lower part of tongue side to the highest part of the deviation. The widest part of the deviation must be where the mouthpiece contacts the tongue and must have a minimum width of 30 mm. (See illustration below.) The mouthpiece of a jointed or unjointed snaffle may be shaped in a slight curve within the dimensions specified above, but other ported snaffles are prohibited. The mouthpiece of a snaffle may have up to two joints. A bushing or coupling is permitted as the center link in a double jointed snaffle, however, the surface of the center piece must be solid with no moveable parts, except as pictured above. The center link may be tilted in a different orientation from the mouthpiece but must have rounded edges. The diameter of the snaffle mouthpiece must be minimum 10 mm diameter at rings or cheeks of the mouthpiece (exception: for ponies, the diameter may be less than 10 mm). Any bit combining a mouthpiece with any cheekpiece pictured above is permitted. The type of bit should not vary from those pictured above except where specified, and bits should be attached only as pictured in diagram. A cavesson, dropped, crossed or flash noseband is allowed when a snaffle bridle is used in warmup or competition, except as prohibited for some tests.

Correct measurement of tongue relief.

A double jointed bit or snaffle with rotating mouthpiece may be shaped to allow tongue relief. The mouth- piece of a jointed or unjointed snaffle may be shaped in a slight curve with the minimum dimensions specified above, but other ported snaffles are prohibited.





This bridoon bit is NOT PERMITTED as it does not meet the minimum 10 mm thickness requirement and the mouthpiece is triangular in shape and not smooth.

☞ \_\_\_\_\_ This bit is not permitted



Snaffle bit with rotating mouthpiece. This snaffle bit is PERMITTED in dressage.

☞ \_\_\_\_\_ This bit is permitted



French link mouthpiece is PERMITTED in dressage

☞ \_\_\_\_\_ This bit is permitted



This single-jointed snaffle mouthpiece is PERMITTED in dressage.

☞ \_\_\_\_\_ This bit is permitted



Snaffle bit with copper inlaid mouthpiece. This snaffle bit is PERMITTED in dressage as long as the inlay is smooth and solid.

☞ \_\_\_\_\_ This bit is permitted



Double jointed snaffle with hinges and the single rolling piece is not smooth. This bit is NOT PERMITTED for dressage.

☞ \_\_\_\_\_ This bit is not permitted



Variation of the Baucher bit; PERMITTED for dressage.

☞ \_\_\_\_\_ This bit is permitted



Snaffle mouthpiece exceeds dimensions of permitted tongue relief and is NOT PERMITTED for use in dressage.

«————— This bit is not permitted



This snaffle mouthpiece is wire-wrapped and is NOT PERMITTED to use in dressage.

«————— This bit is not permitted

PERMITTED in dressage.



This snaffle mouthpiece is hinged and is NOT PERMITTED to use in dressage.

«————— This bit is not permitted



This snaffle mouthpiece is not solid and is NOT PERMITTED to use in dressage.

«————— This bit is not permitted



This snaffle mouthpiece is a twisted Dr. Bristol and is NOT PERMITTED to use in dressage.

«————— This bit is not permitted



Snaffle bit with double-jointed mouthpiece. This snaffle bit is PERMITTED in dressage.

«————— This bit is permitted



This type of loose ring snaffle is PERMITTED for dressage.

«————— This bit is permitted



Snaffle or bridoon with rotating disk or middle piece: THIS BIT IS LEGAL as a snaffle or bridoon for all USEF and FEI levels.

«————— This bit is permitted



A type of Baucher bit - PERMITTED to use in dressage.

«————— This bit is permitted



This level 2 Myler has tongue relief as defined in DR126 and is PERMITTED at Training through Second level and also as a snaffle at Third and Fourth levels.


*Note: Level 2 Myler bits may NOT be used as bridoon bits.*

«————— This bit is permitted



This bit has a synthetic mouthpiece and one rotating piece. It is PERMITTED in Training through Second level and as a snaffle in Third and Fourth levels (but it NOT PERMITTED to be used as a bridoon in a double bridle).

«————— This bit is permitted



Happy mouth loose ring revolver bit - NOT PERMITTED to use in dressage.

«————— This bit is not permitted

## **Attire**

1. A short riding coat, with tie, choker or stock tie, breeches or jodhpurs, boots or jodhpur boots. Half chaps, gaiters and/or leggings are allowed. Youth may wear paddock boots with garters instead of half chaps. Gloves of conservative color are recommended. Very bright or neon colors are not appropriate. If in question refer to USDF guidelines.
2. One whip no longer than 47.2 including lash may be carried.
3. All riders must wear equestrian safety helmets. All riders in all English, Hunter, Jumper and Dressage classes, or in other classes where exhibitor rides in those disciplines, rider must wear an equestrian safety riding helmet which meets or exceeds ASTM (American Society for Testing and Materials)/SEI (Safety Equipment Institute) standards for equestrian use and carries the SEI tag. The headgear and harness must be secured and properly fitted. Any rider violating this rule must be immediately be prohibited from further riding until such headgear is properly in place. **Any exhibitor may wear protective headgear at any level of competition without penalty from the judge.**
4. Any **Youth exhibitor** anywhere on the show grounds while riding a horse is **required to wear an equestrian safety helmet that is ATSM/SEI approved.**
5. Spurs are allowed. If used spurs must be made of metal. Only English-style spurs are permitted. The shank must be either curved or straight pointing directly back from the center of the spur when on the rider's boot. If the shank is curved, the spurs must be worn only with the shank directed downwards. However, swan necked spurs are allowed. The inside arm of the spur must be smooth and one or both arms may have rubber covers. If rowels are used, they must be blunt/smooth and free to rotate. The maximum length for spurs used is 2 inches including rowels.
6. In extreme heat and/or humidity in all classes Competition management can allow competitors to show without jackets. However, competitors must wear a solid white or very pale colored long or short sleeved shirt, without neckwear. T-shirts are not permitted.
7. Competitors will be allowed to wear a hat cover and a transparent or conservative color raincoat in inclement weather.
8. Attire may not display a farm or owner's name, horse's name or farm or ranch logo.
9. Jewelry should be kept to a minimum.
10. No T-shirts, shorts, skirts, strapless tops or canvas/cloth/opened toed shoes are allowed.

## **Judging Criteria and Class Specifications**

1. Judging will be based on movement, conformation, and general impression. This includes harmony (relationship of conformation to movement) athleticism (strength and mobility) development related to age and condition. Demonstrated character, presence and temperament.
2. Conformation is to be evaluated in terms of potential trainability, potential performance and predisposition to unsoundness. Function, not fashion, is to be emphasized. Weakness or conformation faults with a predisposition to unsoundness or to difficulties in training shall be penalized. Blemishes are not to count unless resulting from conformation faults.
3. Gaits are to be evaluated in terms of purity, quality and correctness. Purity and correctness are more important than brilliance at this level. Correct gaits contributing to the ease of training and the horse remaining sound and usable are more important than gaits which are merely superficially flashy. Purity and quality are judged mainly in profile. Correctness is judged mainly while the horse is coming to and going away from the judge's position.



4. A horse shall be disqualified for unsoundness at the judge's discretion.

## I. HUNTER DIVISION

### I.1 Hunter Under Saddle (on the flat)

#### **General**

1. Horses must be in full compliance with the General Rules section, Shoeing, and Hoof Section.
2. The purpose of the hunter under saddle horse is to present or exhibit a horse that is obedient and responsive, who has a bright, alert expression, and whose gaits show a potential of being a working hunter. Hunters under saddle should be suitable to purpose.
3. A lack of required tack, equipment, appointments or attire shall be grounds for elimination from the class.
4. YOUTH May Not Show a Stallion, No Exceptions.

#### **Qualifying Gaits**

1. The horse should move freely forward with even, ground covering strides. The horse should exhibit a comfortable, balanced, consistent way of going while maintaining a frame suitable for a hunter.
2. Horse should be able to lengthen stride and cover ground with relaxed, free-flowing movement, while exhibiting correct gaits that are of the proper cadence.
3. The quality of the movement and the consistency of the gaits is a major consideration.
4. Horse should respond willingly to the rider with light leg and hand contact.
5. Horses should be responsive and smooth in transitions.
6. Horses shall be worked at all gaits including walk, trot, and canter both ways in the ring. Exception: no canter will be required in a Walk Trot Class.
7. Walk – a four beat forward working walk. To be true, flat footed and ground covering.
8. Trot – a definite two beat diagonal gait. Overall balanced, relaxed, easy going trot with elasticity and freedom of movement. Posting is required.
9. Canter – a three beat gait. To be smooth, free moving, relaxed and correct on both leads.
10. Hand Gallop – to be a faster three beat gait. Lengthened stride and controlled, straight and correct on both leads. Extreme speed must be penalized. Number of horses in the hand gallop at the same time, at the discretion of the judge.
11. Back – Horses should back, on command, quietly, willingly, and easily in a straight line without resistance. In the lineup horses may be asked to back individually or as a group.
12. The head position should be slightly in front of, or on, the vertical. The poll should be level with, or slightly above, the wither to allow proper impulsion behind.

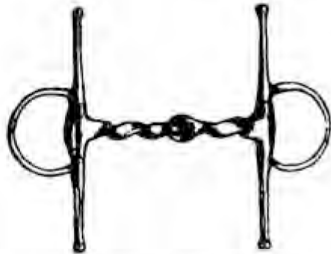
#### **Appointments**

1. Bridles shall be the light show Hunter type. Figure eight nose bands, drop or flash nosebands are not permitted.
2. In all Hunter Under saddle classes, an English snaffle (no shank), Kimberwick, Pelham and/or Full Bridle (with two reins), all with cavesson nosebands and plain leather brow bands must be used.
3. Acceptable bits. In reference to mouthpieces, nothing may protrude below the mouthpiece (bar). Solid and broken mouthpieces must be between 5/16" to 3/4" in diameter, measured 1" from the cheek and may have a port no higher than 1 1/2". On broken mouthpieces only, connecting rings of 1 1/4" or less in diameter or connecting flat bar of 3/8" to 3/4" measured top to bottom with a maximum length of 2" ,

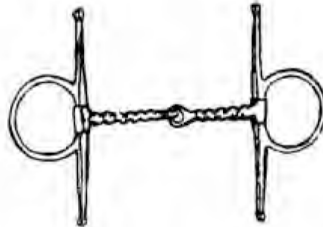


which lie flat in the horse's mouth, are acceptable. Snaffle bit rings may be no larger than 4" in diameter. Any bit having a fixed rein requires use of a curb chain. Smooth round, oval or egg-shaped, slow twist, corkscrew, single twisted wire, double twisted wire mouthpieces and straight bar or solid mouthpieces are allowed.

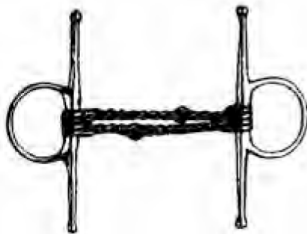
**ACCEPTABLE BITS FOR HUTER DIVISION**



**SLOW TWIST**



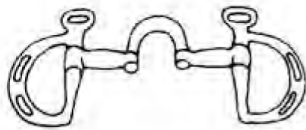
**CORKSCREW**



**DOUBLE TWISTED WIRE**



**SINGLE TWISTED WIRE**



**CORRECTION BIT**



**SNaffle BIT WITH CONNECTING FLAT BAR**

#### Unacceptable English Bits

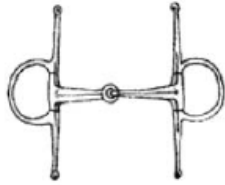
---



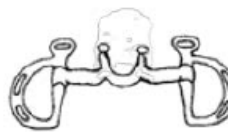
Illegal snaffle. Snaffle is not "rounded"; is too narrow, and its rings are too small



Excessive port



Triangular Mouth



Prong Bits

4. Brow bands and cavesons other than Hunter type are not permitted. Colored brow bands and cavesons are not permitted.
5. Hunting style breastplates are allowed. However, martingales of any type are prohibited.
6. Draw reins, artificial appliances, boot, and bandages are prohibited.
7. A judge may penalize a horse with a non-conventional type of bit or noseband.
8. English Hunt, all purpose or side saddles made of leather or synthetic materials are permitted. Saddle pads are required.
9. All tack should be clean, properly fitting, and in good repair.
10. Manes and tails may be braided. Unbraided manes and tails are not to be penalized.

#### **Attire**

1. Riders should wear traditional Hunt style coats made in a conservative color, i.e. black, navy, tweed, melton, or plaid, or other dark customary color and of a material appropriate for the area and season.
2. Shadbellies are not allowed.
3. Traditional breeches or jodhpurs in buff, grey, rust, or canary worn with black or brown hunt or field boots should be worn.
4. Half chaps are permitted.
3. Equestrian riding safety helmets must be worn in blue, black, or brown. All riders in all English, Hunter, Jumper and Dressage classes, or in other classes where exhibitor rides in those disciplines, rider must wear an equestrian safety riding helmet which meets or exceeds ASTM (American Society for Testing and Materials)/SEI (Safety Equipment Institute) standards for equestrian use and carries the SEI tag. The headgear and harness must be secured and properly fitted. Any rider violating this rule must be immediately be prohibited from further riding until such headgear is properly in place. **Any exhibitor may wear protective headgear at any level of competition without penalty from the judge.**
5. Any **Youth exhibitor** anywhere on the show grounds while riding a horse is **required to wear an equestrian safety helmet that is ATSM/SEI approved.**
6. Gloves, crops, bats, and spurs are optional.

#### **Judging Criteria and Class Specifications**

1. This class will be judged on performance and condition with the maximum consideration given to the flowing, balanced willing horse.

2. The quality of the movement and the consistency of the gaits is a major consideration.
3. Excessive speed, excessive slowness or loss of forward momentum will be penalized.
4. Unnatural low head position (poll below the withers) or over flexing or straining neck in head carriage so the nose is carried behind the vertical consistently will be penalized.

## I.2 Hunter Hack (Over Fences)

### **General**

1. Horses must be in full compliance with the General Rules section, Shoeing, and Hoof Section.
2. A lack of required tack, equipment, appointments or attire shall be grounds for elimination from the class.
3. YOUTH May Not Show a Stallion, No Exceptions.

### **Qualifying Gaits**

1. The horse should move freely forward with even, ground covering strides. The horse should exhibit a comfortable, balanced, consistent way of going while maintaining a frame suitable for a hunter.
2. Work over Fences will come first in the class. The horses shall be required to jump two fences, the first fence to be a minimum of 18 inches, and a maximum of 2'3" and the second fence to be a minimum of 2' and a maximum of 2'6". Fences should be set at the minimum heights if the judge feels the exhibitors are at an entry level. Fences should be set at least 48' (3 strides) apart, using increments of 12 feet. Ground lines at the take-off side of the jumps are required. Horses are to perform a hand gallop one way of the ring after the second fence, halt, and stand quietly on a loose rein.
3. Horses shall be worked at all gaits including walk, trot, and canter both ways in the ring.
4. **Walk** – a four beat forward working walk. To be true, flat footed and ground covering.
5. **Trot** – a definite two beat diagonal gait. Overall balanced, relaxed, easy going trot with elasticity and freedom of movement. Posting is required.
6. **Canter** – a three beat gait. To be smooth, free moving, relaxed and correct on both leads.
7. **Hand Gallop** – to be a faster three beat gait. Lengthened stride and controlled, straight and correct on both leads. Extreme speed must be penalized. Number of horses in the hand gallop at the same time, at the discretion of the judge.
8. **Back** – Horses should back, on command, quietly, willingly, and easily in a straight line without resistance. In the lineup horses may be asked to back individually or as a group.
9. The pattern or course for the jumping section shall be determined by the Competition management or the judge and will be posted at least one hour prior to the class. An entry level course should have jumps set at the minimum heights.
10. A warmup jump must be provided.

### **Appointments**

1. Bridles shall be the light show Hunter type. Either Snaffle, Pelham, or Kimberwick bits are acceptable. Gag and twisted bits of any type are prohibited. Figure eight nose bands, drop or flash nosebands are not permitted.
2. Brow bands and cavesons other than Hunter type are not permitted. Colored brow bands and cavesons are not permitted.
3. Hunting style breastplates are allowed. However, martingales of any type are prohibited.
4. Draw reins, artificial appliances, boot, and bandages are prohibited.

5. A judge may penalize a horse with a non-conventional type of bit or noseband.
6. English Hunt, all purpose or side-saddles made of leather or synthetic materials are permitted. Saddle pads are required.
7. All tack should be clean, properly fitting, and in good repair.
8. Manes and tails may be braided. Unbraided manes and tails are not to be penalized.

#### **Attire**

1. Riders should wear traditional Hunt style coats made in a conservative color, i.e. black, navy, tweed, melton, or plaid, or other dark customary color and of a material appropriate for the area and season.
2. Shadbellys are not allowed.
3. Traditional breeches or jodhpurs in buff, grey, rust, or canary worn with black or brown hunt or field boots should be worn.
4. Half chaps are permitted.
5. ASTM/SEI approved protective equestrian safety riding helmets are required during the class and while jumping anywhere on the Competition grounds. Helmets must be worn in blue, black, or brown. All riders in all English, Hunter, Jumper and Dressage classes, or in other classes where exhibitor rides in those disciplines, rider must wear an equestrian safety riding helmet which meets or exceeds ASTM (American Society for Testing and Materials)/SEI (Safety Equipment Institute) standards for equestrian use and carries the SEI tag. The headgear and harness must be secured and properly fitted. Any rider violating this rule must be immediately be prohibited from further riding until such headgear is properly in place. **Any exhibitor may wear protective headgear at any level of competition without penalty from the judge.**
6. Any **Youth exhibitor** anywhere on the show grounds while riding a horse is **required to wear an equestrian safety helmet that is ATSM/SEI approved.**
7. Gloves, crops, bats, and spurs are optional.

#### **Judging Criteria and Class Specifications**

Horses will be judged 70% on the work over fences and 30% for flat work on the rail. If the horse is unable to complete the jumping section of the class, he will be excused from the rail work and excused from the class.

### **I.3 Working Hunter (Over Fences)**

#### **Course Work**

1. Course Work -Judges are responsible for correctness of each course after it has been set and shall call the Competition management's attention to any errors that would tend to result in unfair or inappropriate courses.
2. There will be a minimum of four obstacles with the horses required to jump a minimum of eight fences with one change of direction.
3. Fences shall simulate obstacles found in the hunting field such as natural looking post and rail, brush, wall, coops, and ascending oxers (but not square oxers)
4. Triple bar and hogs back obstacles are prohibited.
5. Striped poles are not recommended
6. The top element of all fences must be securely placed in jump cups so that a slight rub will not cause a knockdown.

7. The distance between fences is recommended to be in 12-foot increments except for some combinations; one stride in and out, 24-26 feet; two strides in and out, 36 feet; three strides, 48 feet.
8. Height of the obstacle must be a minimum of 2'6".
9. A variation of 3 inches in fence height, lower than official heights listed, may be instituted if Competition management and judges feel circumstances warrant, e.g. footing, weather, etc.
10. The use of wings on obstacles in hunter classes is recommended.
11. Jump standards with heights at 3-inch intervals with jump cups are recommended.

### **Appointments**

1. Bridles shall be the light show Hunter type. Either Snaffle, Pelham, or Kimberwick bits are acceptable. Gag and twisted bits of any type are prohibited. Figure eight nose bands drop, or flash nosebands are not permitted.
2. Brow bands and cavesons other than Hunter type are not permitted. Colored brow bands and cavesons are not permitted.
3. Running or standing martingales, leg wraps, and/or boots are NOT permitted
4. Draw reins, artificial appliances, and bandages are prohibited.
5. A judge may penalize a horse with a non-conventional type of bit or noseband.
6. English Hunt, all purpose or side-saddles made of leather or synthetic materials are permitted. Saddle pads are required.
7. All tack should be clean, properly fitting, and in good repair.
8. Manes and tails may be braided. Unbraided manes and tails are not to be penalized.

### **Attire**

1. Riders should wear traditional Hunt style coats made in a conservative color, i.e. black, navy, tweed, melton, or plaid, or other dark customary color and of a material appropriate for the area and season.
2. Shadbellies are not allowed, except for formal evening performances or championship classes
3. Traditional breeches or jodhpurs in buff, grey, rust, or canary worn with black or brown hunt or field boots should be worn. Half chaps are permitted.
4. ASTM/SEI approved protective equestrian safety helmets are required during the class and while jumping anywhere on the Competition grounds. Helmets must be worn in blue, black, or brown. All riders in all English, Hunter, Jumper and Dressage classes, or in other classes where exhibitor rides in those disciplines, rider must wear an equestrian safety riding helmet which meets or exceeds ASTM (American Society for Testing and Materials)/SEI (Safety Equipment Institute) standards for equestrian use and carries the SEI tag. The headgear and harness must be secured and properly fitted. Any rider violating this rule must be immediately be prohibited from further riding until such headgear is properly in place. **Any exhibitor may wear protective headgear at any level of competition without penalty from the judge.**
5. Any **Youth exhibitor** anywhere on the show grounds while riding a horse is **required to wear an equestrian safety helmet that is ATSM/SEI approved**
6. Gloves, crops, bats, and spurs are optional.

### **Judging Criteria and Class Specifications**

1. Scoring – is to be judged on manners, way of going and style of jumping. Maintaining an even hunting pace that covers the course with free-flowing strides.

- a. Preference will be given to horses with correct jumping style that meet fences squarely, jumping at the center of the fence
  - b. Judges will penalize the following:
    - i. Unsafe jumping and bad form over fences whether touched or untouched, including twisting
    - ii. Incorrect leads around the ends of the course or cross cantering
    - iii. Excessive use of a crop
    - iv. Incorrect number of strides taken on an In and Out
    - v. Any error which endangers the horse and/or rider.
    - vi. Refusals or knockdowns.
2. Scoring shall be on a basis of 0-100, with an approximate breakdown as follows;
- a. 90-100; an excellent performer and good mover that jumps the entire course with cadence, balance, and style
  - b. 80-89; a good performer that jumps all fences reasonably well, an excellent performer that commits one or two minor faults.
  - c. 70-79; the average, fair mover than makes no serious faults, but lacks the style, cadence and good balance, the good performer that makes a few minor faults.
  - d. 60-69; poor movers that make minor mistakes, fair to average movers that have one or two poor fences but no major faults or disobediences.
  - e. 50-59; a horse that commits one major fault such as a hind knockdown, refusal, trot, cross canter or drops a leg.
  - f. 40-49; a horse that commits two or more major faults, including front knockdowns and refusals, or jumps in a manner that otherwise endangers the horse and/or rider.
  - g. 30-39; a horse that avoids elimination but jumps in an unsafe and dangerous manner.
3. Elimination: is a total of three disobediences which can include any of the following in any combination;
- a. Refusal, stop, run-out, or extra circle
  - b. Jumping an obstacle before it is reset
  - c. Bolting from an area
  - d. Off-course
  - e. Deliberately addressing an obstacle
  - f. Horse and/or rider falling. A horse is considered to have fallen when shoulder and haunch on the same side touch the ground, or the obstacle and the ground.
  - g. Failure to trot the horse in a small circle on a loose rein for soundness, after completing the course while still mounted and prior to leaving the area.
4. General
- a. Circling once upon entering the ring in permissible
  - b. Circling once after all obstacles are complete is required
  - c. Horses shall not be requested to re-jump the course
  - d. When an obstacle is composed of several elements, any disturbance of these elements will be penalized; however, only a reduction in height of the top element shall be considered a knockdown.
  - e. In cases of broken equipment, the rider may either continue without penalty or stop and correct the difficulty and be penalized the same as any loss of forward impulsion.

- f. When an obstacle requires two or more fences (an In and Out), faults committed at each obstacle are considered separately. In the case of a refusal or run out at one element, entry must re-jump the previous element(s).

## J. JUMPING

### **General**

1. Horses must be in full compliance with the General Rules section, Shoeing, and Hoof Section.
2. Wherever possible a schooling area should be set up with at least one practice jump
3. Schooling over obstacles in the ring or over any part of an outside course is permitted only at the time designated by Competition management.
4. A lack of required tack, equipment, appointments or attire shall be grounds for elimination from the class
5. YOUTH May Not Show a Stallion, No Exceptions.

### **Course Work**

1. There will be a minimum of four obstacles; horses are to make a minimum of eight jumps.
2. A spread fence consisting of two or more elements will be mandatory.
3. It is recommended that the first obstacle be no more than minimum height.
4. Optional Obstacles may include any of the following:
  - a. Post and rail (at least two rails)
  - b. Coop
  - c. Stone Wall
  - d. Triple Bar
  - e. Brush Jump
5. Both a starting line at least 12 feet in front of the first obstacle and a finish line at least 24 feet beyond the last obstacle must be indicated by markers (at least 12 feet apart) at each end of the lines. Horses must start and finish by passing between markers.
6. Obstacles, except within combination, should be located a minimum distance of 48 feet apart, if the size of the arena permits it.
7. Height of the obstacle must be a minimum of 30 inches.
8. Jump-offs will be held over the original course altered as outlined.
  - a. In a jump-off, the sequence of obstacles may be in any order as long as the original direction is maintained.
  - b. Only in the case of clean round ties for first place or when points are involved, the height and spread of at least 50% of the obstacles shall be increased not less than three inches and not more than six inches in height and a maximum spread of six feet.
  - c. In the case of ties involving faults rails shall not be raised, but courses may be shortened to less than 50% of the original obstacles and must include at least one vertical and one spread jump.
  - d. When a jump-off is required, the winner will be decided on the time only if faults are equal. If two or more horses are disqualified in the timed jump-off and tied for a point, they are not to be re-jumped. A coin toss will break the tie.
9. Time shall begin from the instant the horse's chest reaches the starting line until it reaches the finish line. Time shall be stopped while a knocked down jump is being replaced, this from the moment the rider gets his mount in a position to retake the jump, until the proper authority

signals that the jump has been replaced. It shall be the rider's responsibility to be ready to continue the course when the signal is given.

### **Appointments**

1. Bridles shall be the light show Hunter type. Either Snaffle, Pelham, or Kimberwick bits are acceptable. Figure eight nose bands, drop or flash nosebands are not permitted.
2. Brow bands and cavesons other than Hunter type are not permitted. Colored brow bands and cavesons are not permitted.
3. Running or standing martingales, leg wraps, and/or boots are permitted
4. Draw reins, artificial appliances, and bandages are prohibited.
5. A judge may penalize a horse with a non-conventional type of bit or noseband.
6. English Hunt, all purpose or sidesaddles made of leather or synthetic material are permitted. Saddle pads are required.
7. All tack should be clean, properly fitting, and in good repair.
8. Manes and tails may be braided. Unbraided manes and tails are not to be penalized.

### **Attire**

1. Riders should wear traditional Hunt style coats made in a conservative color, i.e. black, navy, tweed, melton, or plaid, or other dark customary color and of a material appropriate for the area and season.
2. Shadbellys and top hats are not allowed.
3. Traditional breeches or jodhpurs in buff, grey, rust, or canary worn with black or brown hunt or field boots should be worn. Half chaps are permitted.
4. ASTM/SEI Protective equestrian helmets are required during the class and while jumping anywhere on the Competition grounds. Helmets must be worn in blue, black, or brown. All riders in all English, Hunter, Jumper and Dressage classes, or in other classes where exhibitor rides in those disciplines, rider must wear an equestrian safety riding helmet which meets or exceeds ASTM (American Society for Testing and Materials)/SEI (Safety Equipment Institute) standards for equestrian use and carries the SEI tag. The headgear and harness must be secured and properly fitted. Any rider violating this rule must be immediately be prohibited from further riding until such headgear is properly in place. **Any exhibitor may wear protective headgear at any level of competition without penalty from the judge.**
5. Any **Youth exhibitor** anywhere on the show grounds while riding a horse is **required to wear an equestrian safety helmet that is ATSM/SEI approved.**
6. Gloves, crops, bats, and spurs are optional.

### **Judging Criteria and Class Specifications**

1. Scoring – Jumpers are scored on a mathematical basis and penalty faults, which include knockdowns, disobediences, and falls.
2. Knockdowns - An obstacle is considered knocked down and four faults will be assessed, when a horse or rider, by contact
  - a. Lowers any part which established the height of the obstacle or the height of any element of a spread obstacle even when the falling part is arrested in its fall by any portion of the obstacle.
  - b. Moves any part which establishes the height of the obstacle so it rests on a different support from the one on which it was originally placed



- c. Knocks down an obstacle, standard wing, automatic timing equipment or other designated markers on the start or finish lines.
  - d. If an obstacle falls after the horse leaves the ring it shall not be considered a knockdown.
3. Disobediences
- a. Refusal is when a horse stops in front of an obstacle (whether or not the obstacle is knocked down or altered) It is a refusal unless the horse then immediately jumps the obstacle.
  - b. If a horse takes one step backwards or to the side, it is a refusal.
  - c. After the refusal, if a horse is moved toward the obstacle but does not attempt to jump, it is considered another refusal.
  - d. In the case of a refusal on an In-and-Out jump, the horse must return to the start of the In-and-Out sequence and re-jump the previous elements as well as following elements.
  - e. Run out occurs when the horse evades or passes the obstacle to be jumped, jumps an obstacle outside its limiting markers, or when the horse and rider knocks down a flag, stand, wing or another element limiting the obstacle (all without the obstacle being jumped).
  - f. Loss of Forward Movement is failure to maintain a trot, canter, or gallop after crossing the starting line, except when it is a refusal, a run-out or when due to uncontrollable circumstances, such as when an obstacle is being reset.
  - g. Unnecessary Circling on Course is any form of circle or circles whereby the horse crosses its original track between two consecutive obstacles anywhere on course, except to retake an obstacle after a refusal or a run-out.
  - h. First Disobedience anywhere on the course = 3 faults
  - i. Second cumulative disobedience anywhere on the course – 6 faults
4. Eliminations
- a. Third cumulative disobedience anywhere on the course.
  - b. Fall of horse and/or rider after the starting line and before the finish line.
  - c. Jumping an obstacle before it is reset, or without waiting for a signal to proceed.
  - d. Starting before the judge's signal to proceed.
  - e. Failure to cross the starting line within one minute after an audible or visible signal from an official to proceed.
  - f. Jumping an obstacle before crossing starting line unless said obstacle is designed as a practice obstacle or after crossing the finish line, whether forming part of the course or not.
  - g. Deliberately addressing an obstacle – penalized at anytime the horse is in the ring.
  - h. Rider and/or horse leaving the arena before finishing the course – penalized at any time the horse is in the ring.
  - i. In cases of broken equipment, the rider may either continue without penalty or stop and correct difficulty, in which case he will be penalized 3 faults.
  - j. In the case of a loss of shoe the rider may either continue without penalty or be eliminated.

## K. WESTERN DIVISION

### K.1 Western Pleasure

#### **General**

1. Horses must be in full compliance with the General Rules section, Shoeing, and Hoof Section.
2. A lack of required tack, equipment, appointments or attire shall be grounds for elimination from the class
3. YOUTH May Not Show a Stallion, No Exceptions.

#### **Qualifying Gaits**

1. Exhibitors shall enter the ring at the jog. Horses are to be shown at a walk, jog, and lope with forward impulsion both ways of the ring.
2. At the judge's discretion, horses may be asked to extend any gait.
3. Horses are to be reversed to the inside (away from the rail) and will not be asked to reverse at a lope.
4. Light hand contact with the horse's mouth must be maintained at all gaits without undue restraint.
5. Only one hand must be used around the reins with a horse being shown in a standard Western bit, and hands must not be changed during class. Two hands must be used with a horse is being shown in a snaffle bit or hackamore. See appointments for bits that are permitted.
6. The **Walk** - a natural, flat-footed, four-beat gait. The horse must move straight and true at the walk. The walk must be alert, with a stride of reasonable length in keeping with the size of the horse.
7. The **Jog** - a smooth, ground-covering two-beat diagonal gait. The horse works from one pair of diagonals to the other pair. The jog should be square, balanced and with straight, forward movement of the feet. Horses walking with their back feet and trotting in the front are not considered performing the required gait. When asked to extend the jog, it moves out with the same smooth way of going.
8. The **Lope** - an easy, rhythmical three-beat gait. Horses moving to the left should lope on the left lead. Horses moving to the right should lope on the right lead. Horses traveling at a four-beat gait are not considered to be performing at a proper lope. The horse should lope with a natural stride and appear relaxed and smooth. It should be ridden at a speed that is a natural way of going.
9. **Back** – Horses should back, on command, quietly, willingly, and easily in a straight line without resistance. In the lineup horses may be asked to back individually or as a group.
10. A natural head position is desired. A vertical head carriage is not to be penalized. Over flexing or straining neck in head carriage so the nose is carried behind the vertical consistently will be penalized.
11. Unnatural low head position (poll below the withers) will be penalized.

#### **Appointments**

1. Western style saddles, including side saddles (with proper attire), with either square or round skirt with the appropriate Western saddle pad. Western style bridle with split reins. Breast collars are optional.
2. Stallions must be shown in a bitted bridle with either smooth snaffle or a Western curb bit. Hackamores and Mechanical Hackamores are not permitted

3. All tack should be clean, properly fitted and in good repair. Either leather or synthetic is permissible.
4. Hackamore means the use of a flexible, braided rawhide, leather or rope bosal, the core of which must be flexible. A hackamore must use a complete mecate rein, which must include a tie-rein. Absolutely no rigid material will be permitted under the jaws, regardless of how padded or covered. Horsehair bosals are prohibited. This rule does not refer to a mechanical hackamore. Riders are required to ride with two hands.
5. Snaffle bits mean the conventional O-Ring, egg but or D ring with a ring no larger than 4" in diameter. The inside circumference of the ring must be free of rein, curb or headstall attachments which would provide leverage. The mouthpiece should be round, oval or egg shaped, smooth and unwrapped metal. It may be inlaid, but smooth or latex wrapped. The bars must be a minimum of 5/16" in diameter, measured one inch in from the cheek with a gradual decrease to the center of the snaffle. The mouthpiece may be two or three pieces. A three piece, connecting ring of 1 1/4" or less in diameter, or a connecting flat bar of 3/8" to 3/4" measured top to bottom, with a maximum length of 2" which lies flat in the horse's mouth, is acceptable. Optional leather strap attached below the reins on a snaffle bit is acceptable. Riders are required with ride with two hands.
6. A standard Western bit is one that has a shank with a maximum overall length of 8 1/2 inches. The mouthpiece shall consist of a metal bar which is from 3/8" to 3/4" in diameter, varying from the straight bar to a full spade. Jointed mouthpieces are permitted. Flat leather chinstrap, other than the buckle(s), must be at least 1/2" in width. Any device made of wire, metal, or rawhide used in conjunction with or as part of leather chinstrap is prohibited. Curb chains are allowed and must be at least 1/2" in width and lie flat against the jaw. Riders are required to ride with one hand and hands must not be changed during class.
7. Acceptable bits and curb straps:

The rings may be from 2" to 4" outside diameter of either the loose type, eggbutt, dee or center mounted without cheeks



Dee Ring Snaffle



Eggbutt Snaffle



Center Mounted Snaffle



Loose ring Snaffle

Curb chains and leather chin straps may be used but must be flat and at least 1/2" in width and lie flat against the jaws of the horse.



Attachment of curb strap below where reins would be attached  
- LEGAL.



Legal curb chains

**ILLEGAL CURB CHAINS**



Not 1/2" in width. The narrower a chain, the more severe it is. A narrow chain has a higher probability of cutting the horse.

No wire, rawhide, metal or other substance can be used in conjunction with or as part of the leather chinstrap, or curb chains



Has round bar welded on the inside of the chain. The bar is narrow and stiff and makes the chain too severe



Has bumps welded on the inside surface of the chain. The "bumps" cause the chain to be too severe



Chinstrap has a metal bar sewn inside, making it stiff under the chin



Chinstrap has tacks on the inside

Rounded, rolled, braided or rawhide curb straps are prohibited.



Round – curb strap

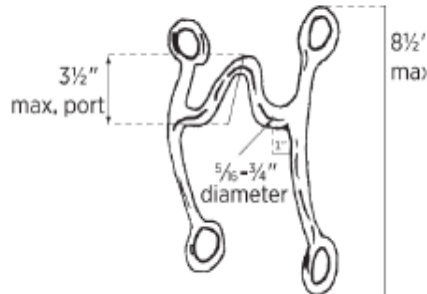


Braided – curb strap



Rawhide – curb strap

**Curb Bits**



How to Measure a Curb Bit



The mouthpiece will consist of a metal bar 5/16" to 3/4" in diameter, as measured 1 inch in from the shank



Bars may be inlaid but must be smooth or latex wrapped. *Notes: this mouthpiece is LEGAL*



Rollers attached to the center of the bit are acceptable, and may extend below the bar. *Note: this mouthpiece is LEGAL*



Nothing may protrude above or below the mouthpiece (bar) such as extensions, prongs or rivets designed to intimidate the horse. The very short, smooth, rounded rivets used to join the mouthpiece together and extend a tiny bit below the bar of the bit will not intimidate a horse. *Note: this mouthpiece is LEGAL*



This bit is often referred to as the Mickey Mouse bit. The port on this bit meets all of the requirements to be legal. The two balls at the top of the port do not violate the "no prongs" rule. The "no prongs" rule addresses prongs above or below the mouthpiece (bar) designed to intimidate the horse. *Mickey Mouse bit – LEGAL*

Jointed mouthpieces are acceptable and may consist of two or three pieces and may have one or two joints. A three-piece mouthpiece may include a connecting ring of 1 1/4" or less in diameter or a connecting flat bar of 3/8" to 3/4" (measured top to bottom with a maximum length of 2"), which lies flat in the mouth, or a roller or port as described herein.



Jointed with bar – LEGAL



Jointed with ring – LEGAL




Jointed with port – LEGAL



Jointed with roller – LEGAL

The port must be no higher than 3 1/2" maximum with roller(s) and covers acceptable. Jointed mouthpieces, half breeds and spade bits are standard.



Half-breed - Legal



Spade – LEGAL style & length





This style of curb bit is legal for use in the Western division as long as the shank length and mouthpiece meet the rule requirements



This is a swivel mouthpiece bit. At various times this bit has been legal and other times illegal. The port on this bit stays still when the reins are pulled. This bit is effective on horses that "gap." This bit has allowed some older horses with mouth problems to continue showing. Swivel mouthpiece – legal

**ILLEGAL WESTERN BITS**



Double jointed snaffle with hinges and the single rolling piece is not smooth.



This snaffle is illegal because it has "full cheeks"



Snaffle is not single, not smooth, not center-jointed and not 5/16" in diameter



Snaffle is not "rounded"; is too narrow, and its rings are too small



The shank is 9"



Bits with prongs or other protrusions can be very severe and can cause damage to the horse's tongue.



ILLEGAL due to height of port



Slip or gag bits, rigid donut mouthpieces and flat polo mouthpieces are prohibited.



This type of bit is used as a training device. It puts pressure on the corners of the mouth, not the bars of the mouth. It would be very rare to see anyone try to show a horse with this type of bit.



Roping bits with both reins connected to a single ring at center of cross bar shall not be used. Reins must be attached to each shank

- Split reins or closed reins with romal are equally acceptable. When split reins are used and the ends fall on the side of the reining hand, one finger between the reins is permitted. If the split

reins fall on the opposite side of the reining hand, no finger is allowed in between the reins, and the ends must be held at least 16 inches from the reining hand. When closed reins with romal are use, the end may be held by the rider provided it is held at least 16 inches from the reining hand. When a hackamore is used, attached reins may be of hair, rope, or leather.

9. Martingales or tie downs are prohibited.
10. Whips are not allowed; exception for a side saddle.

### **Attire**

1. Rider's attire must include a long-sleeved shirt with collar, jeans or long pants, boots and hat. Optional attire to include tie, scarf, belt, gloves vest, jacket, and chaps and spurs.
2. **Protective headgear may be worn by any exhibitor without penalty.**

### **Judging Criteria and Class Specifications**

1. Horses should display a pleasant and natural way of going with an emphasis placed on a pleasurable ride and purity of gaits.
2. Excessive speed or slowness to be severely penalized.
3. The class will be judged on performance, manners, and quality.
4. Either an unnatural low head position (poll below the withers) or over flexing or straining neck in head carriage so the nose is carried behind the vertical consistently will be penalized.

## **K.2 Western Equitation (Horsemanship)**

### **General**

1. Horses must be in full compliance with the General Rules section, Shoeing, and Hoof Section.
2. The rider's position, seat, hands, and the correct use of the aids are to be judged.
3. A lack of required tack, equipment, appointments or attire shall be grounds for elimination from the class.
4. YOUTH May **Not** Show a Stallion, No Exceptions.

### **Western Walk/Jog Equitation (Horsemanship)**

1. Position and appointments as appropriate to Western Seat
2. Riders showing with a snaffle bit must use two hands on the reins.
3. Exhibitors shall enter the ring in a counter clockwise direction at the jog trot.
4. At the judge's discretion, individual work may be required.
5. If a pattern is used, it must be posted at least 1 hour before the class.
6. Tests from which a judge may choose may include the following:
  - a. Back
  - b. Figure eight at the jog
  - c. Jog and stop, either on or off the rail.
  - d. Ride a serpentine at a job
  - e. Extend the walk or jog.
  - f. Execute a 360 degree turn on the haunches

### **Western Walk/Jog/Lope Equitation (Horsemanship)**

1. Position and appointments as appropriate to Western Seat
2. Riders showing with a snaffle bit must use two hands on the reins.
3. Exhibitors shall enter the ring in a counter clockwise direction at the jog.



4. At the judge's discretion, individual work may be required.
5. If a pattern is used, it must be posted at least 1 hour before the class and the scoring system below should be used. A pattern is defined as two or more tests to be ridden concurrently.
6. Tests from which a judge may choose may include the following:
  - a. Back
  - b. Figure eight at the jog trot
  - c. Figure eight at the lope, with a simple change of lead. This is a change whereby the horse is brought back into a walk or jog and restarted into a lope on the opposite lead. Figures to be commenced in center of two circles so that one change of lead is shown.
  - d. Jog and stop, either on or off the rail.
  - e. Lope and stop, either on or off the rail, the judge must specify which lead to start on.
  - f. Change leads down center of ring, demonstrating simple change of lead.
  - g. Ride a serpentine, demonstrating a simple change of leads at a lope.
  - h. Execute a 360 degree turn on the haunches.

### **Judging Criteria**

1. Riders will be judged on seat, hands, performance of horse, appointments of horse and rider and suitability of horse to rider. Results as shown by the performance of the horse are NOT to be considered more important than the method used in obtaining them.
2. Equitation is also judged on the ability of the rider to perform on the rail and/or individual pattern work with correct riding position and gaits. Although the horse is only considered a prop in equitation, soundness is a consideration. Obvious lameness will be cause for disqualification.
3. In the case of a posted pattern being utilized the scoring system below should be used.

### **SCORING:**

Exhibitors are to be scored from 0 to 100. One-half point increments are acceptable. Run content scores will be indicated as follows:

+ = Above Average

√ = Average

- = Below Average

An additional + (excellent) or - (well below average) may be given 1. Final Scoring shall be on a basis of 0-100, with an approximate breakdown as follows:

- 90-100 Excellent rider, including body position and use of aids. Completes pattern accurately, quickly, smoothly and precisely while demonstrating a high level of professionalism.
- 80-89 Very good performance in execution of the pattern as well as correct horsemanship and use of aid.
- 70-79 Good pattern execution and average horsemanship lacking adequate style and professional presentation to merit elevating to the next scoring range.
- 60-69 Fair pattern that lacks quickness or precision or rider has obvious position and/or appearance faults that prevents effective horsemanship.

- 40-59 A rider that demonstrates a lack of riding ability and knowledge of correct body position.
- 10-39 Rider that commits more than one severe fault or multiple major faults in performance or exhibits poor riding skills but completes the class and avoids disqualification.

## **FAULTS.**

Faults can be classified as minor, major or severe. The judge will determine the appropriate classification of a fault based upon the degree and/or frequency of the infraction. An exhibitor that incurs a severe fault avoids elimination but should be placed below all other exhibitors that complete the pattern correctly. A minor fault can become a major fault and a major fault can be a severe fault when the degree and/or frequency of the infraction(s) merits.

### 1. Minor Faults (5 Point Deduction):

- a. Tick or hit of cone.
- b. Over or under turn from 1/8 to 1/4.
- c. Break of gait from a walk, jog or trot up to two strides.
- d. Obviously looking down to check leads.

### 2. Major Faults (10 Point Deduction):

- a. Incorrect lead or break of gait (except when correcting an incorrect lead) at the lope.
- b. Not performing the specific gait or not stopping when called for in the pattern within 10 feet (3 meters) of the designated location
- c. Break of gait at walk, jog or trot for more than 2 strides
- d. Loss of stirrup
- e. Head carried too low and/or clearly behind the vertical while the horse is in motion, showing the appearance of intimidation

### 3. Severe Faults (20 Point Deduction):

- a. Loss of rein
- b. Use of either hand to instill fear or praise while on pattern or during rail work.
- c. Grabbing the saddle horn or any other part of the saddle
- d. Cueing with the end of the romal
- e. Spurring in front of the cinch
- f. Blatant disobedience including kicking, pawing, bucking and rearing

### 4. Faults Scored According to Severity include:

- a. Head carried too low and/or clearly behind the vertical excessively and consistently while the horse is in motion, showing the appearance of intimidation

### 5. Disqualifications (must not be placed):

- a. Failure by exhibitor to wear correct number in visible manner
- b. Inhumane treatment of horse
- c. Excessive schooling or training
- d. Fall of horse or rider
- e. Illegal use of hands on reins
- f. Use of prohibited equipment
- g. Going off pattern, including knocking over or wrong side of cone or marker; never performing designated gait or lead; over or under turning more than ¼ turn
- h. Walk-Trot Classes Only: Exhibitors going off pattern, knocking over or on wrong side of cone, never performing specified gait, or overturning more than ¼ turn than designated, shall not be disqualified, but must always place below exhibitors not incurring a disqualifying fault

### K.3 Ranch Riding

#### **General**

1. The purpose of the ranch riding class is to show a working horse's versatility, attitude and movement. The primary considerations are the horses' quality of movement and overall manners and responsiveness while performing the required maneuvers. The class should allow the horse to show its ability to work at a forward working speed while under the control of the rider. A horse being shown with light contact should be rewarded.
  - a. No horse younger than 3 years of age can compete in this class
  - b. Each horse will work individually, performing both required and optional maneuvers:
  - c. Required Maneuvers walk, jog, lope both directions and the extended jog and lope in at least one direction as well as stops, turn to change directions, and back. (Walk Jog classes disregard any Loping details)
  - d. Optional maneuvers: side pass, turns on 360 degree or more, change of lead (simple or flying), walk, jog or lope over a pole(s), or some reasonable combination for a ranch horse to perform.
  - e. The maneuvers may be arranged in various combinations with final approval by the judge.
  - f. The overall cadence and performance of the gaits should be hose described above with emphasis on forward, free-flowing, and ground-covering movements at all gaits. Transitions where designated should be smooth and responsive.
  - g. There is no time limit.
  - h. A horse that fails to perform a required maneuver will be placed below all other horses that perform all maneuvers.

#### **Scoring**

Scoring is on the basis of 0 to 100, with 0 demoting an average performance.

#### **Penalties**

**One point penalties:** Too slow/per gait, Over-bridled, Out of Frame, Break of gait at walk or jog for two strides or less, Split log at lope.

**Three-point penalties:** Break of gait at walk or jog for more than 2 strides, break of gait at lope, wrong lead or out of lead, draped reins.

**Five-point penalties:** Blatant disobedience (kicking, biting, bucking, rearing etc.)

**Zero Score:** Illegal equipment: hoof black, tail extensions, willful abuse, major disobedience or schooling.

No specific penalties will be incurred for nicks/hits on logs or over/under spins, but deduction may be made in the maneuver score.

## K.4 Ranch Rail Pleasure

### General:

1. The Ranch Pleasure class measures the ability of the horse to be a pleasure to ride while being used as a means of conveyance from one ranch task to another and should reflect the versatility, attitude and movement of a working horse. The horse should be well broke, relaxed, quiet, soft and cadenced at all gaits. The horse should be ridden on a relatively loose rein with light contact and without requiring undue restraint. The horse should be soft in the bridle and yield to contact. The ideal ranch horse should have a natural head carriage at each gait. In all gaits, movement of the ranch pleasure horse should simulate a horse needing to cover long distances, softly and quietly, like that of a working ranch horse. This class should show the horse's ability to work at a forward, working speed while under control by the rider. Light contact will be rewarded and horses shall not be shown on a full drape of reins. The overall manners and responsiveness of the horse while performing the maneuver requirements and the horse's quality of movement are the primary considerations.

a. Horses are to work simultaneously. This class is intended as a rail class but individuals working off the rail will not be penalized and in fact riders are encouraged to use adequate space given the extension of gaits required.

b. Required Maneuvers walk, jog, lope both directions and the extended jog in at least one direction as well as a back. No extended lope is to be asked for in this class. (Walk Jog classes disregard any Loping details)

c. The overall cadence and performance of the gaits should be as described above with emphasis on forward, free-flowing, and ground-covering movements at all gaits. Transitions should be smooth and responsive.

d. Credits:

1) Natural ground covering gaits.

2) Consistency at all gaits.

3) Smooth upward and downward transitions.

4) Work on reasonably loose rein without excessive cueing to maintain moderate pace.

5) Giving the appearance of being able to do a days work .

6) Athletic Ability/Agile.

7) Softness of horses' chin, poll, neck, shoulder, body, hip, and being broke through the whole body.

### Qualifying Gaits

1. Walk – the walk is a natural, flat footed, four beat gait. The gait is rhythmic and ground covering. As in all gaits, the horse should display a level or slightly above level topline with a bright, attentive expression.

2. Trot (Jog) – The Trot is a natural two beat gait demonstrating more forward motion than a Western Pleasure Jog.

3. Extended Trot – The extended trot is an obvious lengthening of the stride with a definite increase in pace. The horse should be moving in a manner as if it were covering a large area on a ranch with an above level topline.

4. Lope – The lope is a three beat gait. The lope should be relaxed and smooth with a natural forward moving stride.

#### **Scoring:**

Judging Criteria and Class Specifications:

1. Horses will enter the arena at either the walk or trot as requested by the judge. Exhibitors will be asked for extended gaits at judge's discretion. Horse will reverse away from the rail (toward the middle) at either the trot or walk, but never at a canter.

2. Part of the evaluation of this class is on smoothness of transitions. Horses are to present the appearance of a horse "at work" on a ranch.

4. Posting or standing and holding the horn at the extended trot is acceptable.

5. Class will be worked both ways of the ring at all requested gaits.

#### **Penalties:**

1. too slow/per gait

2. over bridled/out of frame

3. Break of gait at walk or jog or lope

4. Wrong lead/out of lead/cross cantering

5. Draped reins

6. Trotting more than three strides when taking lead

7. Blatant disobedience (kick, bite, buck, rear, etc)

8. Schooling

9. Spurring in front of cinch

#### **Attire and Equipment:**

Attire and tack should be clean and presentable. Working tack is encouraged.

1. No hoof polish

2. No banded manes or tails. Braiding of the mane and/or forelock is permitted.

4. Trimming bridle path, fetlocks or excessively long facial hair is allowed

5. Equipment with silver should not count over a good working outfit.

6. Competitors use a breast collar and rear cinch is encouraged but not required.

7. For bits, see the Western Division bit requirements.

## L. TRAIL DIVISION

### L.1 Obstacles In Hand and Trail Under Saddle

#### **General**

1. Horses must be in full compliance with the General Rules section, Shoeing, and Hoof Section.

2. The correct use of the aids are to be judged.

3. A lack of required tack, equipment, appointments or attire shall be grounds for elimination from the class.

4. YOUTH May **Not** Show a Stallion, No Exceptions.

5. Horses are required to work over and through obstacles on a reasonably light contact without undue restraint or force.
6. The judge must walk the course and has the right and duty to alter the course in any manner. The judge may remove or change any obstacle he/she deems unsafe or non-negotiable. If at any time a trail obstacle is deemed to be unsafe by the judge it shall be repaired or removed from the course. If it cannot be repaired and horses have completed the course, the score for that obstacle shall be deducted from all previous works for that class.
7. Patterns will be posted at least one hour prior to start of class.
8. Exhibitors will be allowed one course walk prior to the start of trail classes. (no horses will be allowed on trail course at this time.)
9. Care in preparing the course should be exercised to prevent a direct advantage to either a small or large horse.
10. Rail work is not required.
11. Two or more horses may be entered by the same exhibitor.
12. After enough horses have completed the course for the ribbons awarded, any horse with a major fault may be eliminated at the judge's discretion, without completing the course.
13. Obvious unsoundness must be disqualified with no prize awarded.
14. Show Management may decide to have either a Regular course or an Introductory course for either In Hand or Ridden or both depending on equipment at facility. The same horse and rider pair may not show in an introductory level Obstacle class and a regular class during the same Competition.

### **Qualifying Gaits and Obstacles**

1. Obstacles which may be encountered, include, but are not limited to; negotiation of a gate, carrying objects from one part of the arena to another, going through water, over logs or simulated brush, walking down into and up out of a ditch without lunging or jumping, crossing a bridge, backing through obstacles, side passing, or performing over any reasonable condition encountered along the trail.
2. However, unnatural obstacles, such as fire extinguishers, perforated plywood, water boxes, live animals or unsafe elements such as hay bales, should be avoided.
3. In any section requiring a trot, if riding posting to the trot is optional.
4. The regular course will include a minimum of six obstacles and a maximum of eight obstacles except in the case of damaged obstacles
5. An introductory course will include a minimum of four obstacles and a maximum of six obstacles except in the case of damaged obstacles.
  - a. Walk-Over – An obstacle of at least four poles measuring 20 to 24 inches between poles either on the ground or raised with a maximum center height of 10 inches. These can be in a straight line, curved, or zigzag.
  - b. Trot-Over – An obstacle of at least four poles measuring 36 to 42 inches between poles either on the ground or raised with a maximum center height of 10 inches. These can be in a straight line, curved, or zigzag.
  - c. Jump – An obstacle designed for a horse to be ridden over, either a Single Jump whose center height is not less than 14 inches or not more than 24 inches or a Multiple Jump whose maximum center height is 18 inches. If riding, the saddle horn may be held during the execution of this obstacle only.

- d. Side Pass – an obstacle of such nature and length which is safe and may be used to demonstrate the responsiveness of the horse to leg signals. If raised, height may not exceed 12 inches. The obstacle may be designed to require the horse to side pass either or both ways or in a pattern. Objects such as bales of hay that may become entangled in the horse's feet or legs will not be permitted.
- e. Lime Circle – Requiring either a turn on the forehand with front feet inside and back feet on outside of a circle, or a turn on the haunches with hind feet inside and front feet outside of a circle.
- f. Box – is a minimum 6-foot sides. Enter into the square. While all four feet are confined in the square make a 360 degree turn and ride out.
- g. Gate – The gate must be set up so that it is a minimum of four feet in length and four feet in height and so that the exhibitor can open from his right or left side. It is permissible to change hands prior to opening the gate if the gate is in such a position as to justify the change of hands on the reins. Losing control of the gate while passing through shall be penalized and scored accordingly.
- h. Back Through – shall consist of Poles or a Straight L, double L, V, U or similar obstacles. On the ground 30 inches between minimum; elevated height not to exceed 12 inches. Back Through can also consist of Barrels or Cones – a minimum of three with at least 36 inches between. A Back Through can also be a triangle with 36 inches between, minimum, at entry and 40 inches between minimum for sides. If guardrails are used with barrels, cones, or triangle they shall be 3-4 feet from the sides of the obstacle.
- i. Bridge- with a wooden floor not to exceed 12 inches in height and with or without side rails not less than 36 inches apart will be used. A log placed under the bridge to create teeter-tooter effect is not prohibited so long as it is secured to the bridge.
- j. Water Hazard – a ditch or shallow pond of water may be used. A horse must pass through this obstacle which must be large enough so that to properly complete the obstacle all four feet of the horse must step in the water. Management may not place any item in the water. If a box is used, simulated water is permissible. If a water box is used preceding and in combination with a bridge, simulated water must be used. Simulated water is a plastic sheet secured to the ground, so that it will not become affixed to the horse's foot when a horse passes over the simulated water.
- k. Carrying an Object – Any object, other than animal or fowl, and of a reasonable size or weight, may be carried to a specific point.
- l. Drag or Pull – Any object other than animal or fowl which can reasonable be pulled or dragged without the exhibitor having to dally may be used.
- m. Slicker – When this obstacle is used it will be located so that the exhibitor can ride or proceed to the slicker, put it on and remove it and return it to a designated place. Reins may be held or dropped on the neck of the horse or over the saddle horn while doing so if riding.
- n. Mailbox – Remove and/or replace items. Side pass is optional
- o. Ground Tie – Ride or proceed to the designated place, dismount and drop reins on the withers in front of the saddle or ground tie the horse and move away from the horse a reasonable distance to clearly show the proper training of the horse. To ground tie the reins shall be as follows; Spilt – drop the reins. Romal – remove the reins over the head

of horse, unclip off rein and drop; Hackamore – drop lead. A mounting box will be provided.

- p. Serpentine –An obstacle consisting of four pylons, guardrails optional, through which a horse will maneuver at a walk or jog. Guardrails shall consist of poles placed parallel and a minimum of 3 feet from the side of pylons; walk pylons, minimum 3 feet apart, base to base. Jog pylons minimum 6 feet apart, base to base.
  - q. Jog Around – Square consisting of 4 poles, minimum 12 feet long, and a pylon placed in the center of the square. Exhibitor will enter over a designated pole, perform a minimum 90-degree jog around the pylon and exit over a designated pole.
  - r. Jog Through – Shall consist of poles L, double L, V, U or similar shaped obstacle. Placed on the ground at 3 feet minimum and 4 feet maximum; if elevated, between 39 inches minimum and 51 inches maximum. Elevated height shall not exceed 12 inches.
6. If at any time an obstacle is found to be unsafe, it shall be repaired or removed from the course. If it cannot be repaired and horses have completed the course, the score for that obstacle shall be deducted from all horses' scores. No horse shall be asked to repeat the course, except in the case of a tie.
  7. Sections may be designated as walk, trot, or canter.
  8. If an obstacle requires a dismount, a mounting block may be used to remount.
  9. If a horse refuses to complete an obstacle three times it is considered a fault and the judge will ask the exhibitor to move to the next obstacle
  10. Horses shall be disqualified if Off Course. Off Course is defined as;
    - a. Taking an obstacle in the wrong direction;
    - b. Negotiation of an obstacle from the wrong side;
    - c. Skipping an obstacle unless directed by the judge;
    - d. Negotiating the obstacles in the wrong sequence;
    - e. Not following the correct line of travel;
    - f. Failure to open and shut the gate or failure to complete gate.

### **Appointments**

1. Horses may be shown in any discipline and appointments should reflect the chosen discipline.
2. No whips are allowed.
3. No rope halters of any kind are allowed.

### **Attire**

1. Dress for handlers and riders should be appropriate for the purpose and chosen discipline.
2. The exhibitor shall be dressed safe, neat, and clean.
3. Attire may not display a farm or owner's name, horse's name or logo.
4. Jewelry should be kept to a minimum.
5. No T-shirts, shorts, skirts, strapless tops or canvas/cloth/opened toed shoes are allowed.
6. Handler's attire may be Western, English, or Sport type.
7. Rider's attire may be Western or English type.
8. Western attire should consist of a sleeved shirt with collar, jeans or long pants with suitable boots and hat. Belts, gloves, ties, scarves, vests and jackets are optional.
9. English attire may be either breeches or jodhpurs with boots and a shirt with tie or choker. Jackets, vests, gloves, belts, For In Hand hats are optional. If hats are worn, they must conform to General Conduct helmet rules. Half chaps are permitted.



10. Sport attire should consist of slacks or khakis with either a shirt or tie or an appropriate shirt. Footwear may be boots, closed toe shoes, or leather running shoes.

### **Judging Criteria and Class Specifications**

1. The In Hand exhibitor should attempt to move the horse through the course with a minimal amount of touching for guidance. The horse that completes the obstacles with less physical manipulation should be rewarded over one that uses more physical force.
2. Speed will not be rewarded.
3. Entries will be evaluated on skill, responsiveness, willingness and general attitude.
4. Horses are to be judged on performance, obedience, willingness and manners.
5. Horses are to be penalized for any unnecessary delay while approaching an obstacle.
6. Judges are encouraged to ask any horse that is taking an excessive amount of time at an obstacle to advance on to the next obstacle.
7. Judges will assign a point value to each obstacle and points will be added to or subtracted from this score based on the horse's performance over that obstacle (see Scoring System below)

### **SCORING SYSTEM**

#### **For riding and in-hand trail use**

Scoring will be on the basis of 0-infinity, with 70 denoting an average performance. Each obstacle will receive an obstacle score that should be added or subtracted from 70 and is subject to a penalty that should be subtracted. Each obstacle will be scored on the following basis, ranging from plus 1½ to minus 1½:

- 1½ extremely poor,
- 1 very poor,
- ½ poor,
- 0 correct,
- +½ good,
- +1 very good,
- +1½ excellent.

Obstacle scores are to be determined and assessed independently of penalty points. Credit will be given to those horses negotiating the obstacles cleanly, smoothly, and alertly with style in prompt response to the rider's cues.

The In Hand exhibitor should attempt to move the horse through the course with a minimal amount of touching for guidance. The horse that completes the obstacles with less physical manipulation should be rewarded over one that uses more physical force.

Penalties should be assessed per occurrence as follows:

1. One half (½) POINT
  - a. Each tick of log, pole, cone, plant or obstacle
2. One (1) POINT

- a. Each hit, bite or stepping on a log, pole, cone, plant or any component of the obstacle
- b. Incorrect or break of gait at walk or jog for two strides or less
- c. Both front or hind feet in a single-stride slot or space at a walk or jog
- d. Skipping over or failing to step into required space
- e. Split pole in lope-over
- f. Failure to meet the correct strides on trot over and lope over log obstacles

3. Three (3) POINT

- a. Incorrect or break of gait at walk or jog for more than 2 strides
- b. Out of lead or break of gait at lope (except when correcting an incorrect lead)
- c. Knocking down an elevated pole, cone, barrel, plant, obstacle, or severely disturbing an obstacle
- d. Stepping outside the confines of, falling or jumping off or out of an obstacle with designated boundaries with one foot once the foot has entered obstacle; including missing one element of an obstacle on a line of travel with one foot

4. Five (5) POINT

- a. Dropping slicker or object required to be carried on course
- b. First or second cumulative refusal, balk, or evading an obstacle by shying or backing
- c. Letting go of or dropping gate
- d. Use of either hand to instill fear or praise
- e. Stepping outside the confines of, falling or jumping off or out of an obstacle with designated boundaries with more than one foot once the foot has entered obstacle; including missing one element of an obstacle on a line of travel with more than one foot
- f. Blatant disobedience (including kicking out, bucking, rearing, striking)
- g. Holding the saddle horn

5. Zero (0) total score for course (disqualification)

- a. Use of two hands (except in Snaffle Bit or Hackamore classes designated for two hands) or changing hands on reins; except for junior horses shown with hackamore or snaffle bit, only one hand may be used on the reins, except that it is permissible to change hands to work an obstacle, or to straighten reins when stopped. Any hold on the reins is legal while working an obstacle that requires changing hands as long as not more than one finger is between the reins.
- b. Use of romal other than as outlined
- c. Performing the obstacles other than in specified order
- d. No attempt to perform an obstacle
- e. Equipment failure that delays completion of pattern

- f. Excessively or repeatedly touching the horse on the neck to lower the head
- g. Failure to enter, exit or work obstacle in any manner other than how it's described, including overturns of more than ¼ turn
- h. Failure to follow the correct line of travel between obstacles
- i. Riding outside designated boundary marker of the arena or course area
- j. Third cumulative refusal, balk or evading an obstacle by shying or backing over entire course
- k. Failure to ever demonstrate correct lead and/or gait as designated
- l. Failure to complete obstacle, i.e. dropping rope gate and not picking it up
- m. Fall of horse or rider.
- n. Excessive schooling, pulling, turning, or backing anywhere on course.

6. Walk-Trot Classes Only. Exhibitors going off pattern, knocking over or on wrong side of cone, never performing specified gait, or overturning more than 1/4 turn than designated, shall not be disqualified, but must always place below exhibitors not incurring a disqualifying fault. F. Faults which occur on the line of travel between obstacles and should be scored according to severity, in maneuver scores: 1. Head carried too high 2. Head carried too low (tip of ear below the withers) 3. Over-flexing or straining neck in head carriage so the nose is carried behind the vertical

## M. DRIVING DIVISION:

### M.1 Pleasure Driving

#### **General**

1. Horses must be in full compliance with the General Rules section, Shoeing, and Hoof Sections.
2. A lack of required tack, equipment, appointments or attire shall be grounds for elimination from the class.
3. Driving rules are derived from and used with the permission of the American Driving Society. In the case of conflicts, the current Rules of the American Driving Society shall be applied.

#### **Definitions**

1. Driver is the person controlling the reins and whip and brake.
2. Groom is the person capable of assisting in the event of difficulty.
3. Turnout refers to the combination of driver, horse(s), groom(s) and vehicle exhibiting in classes.

#### **Responsibilities**

1. It is the responsibility of each driver to ensure that harness and vehicle are in good repair and structurally sound.
2. The driver should always be the first person to enter the vehicle and the last to leave. Passengers must never be left on the vehicle while the driver is dismounted unless the passenger has taken control of the reins.
3. Drivers should maintain a safe distance from other vehicles during the competition and in the warm-up and parking areas.
4. All Juniors in all competitions, whether driver, groom, or passenger, must wear property fastened protective headgear which meets or exceeds current ASTM/SEI standards for equestrian use. It

must be properly fitted with harness secured. Failure to comply will result in elimination. All competitors are strongly encouraged to wear ASTM/SEI approved protective headgear, and no participant will be penalized for wearing protective headgear.

5. Whenever fully harnessed to a vehicle and while being harnessed to a vehicle, a horse must wear a bridle with reins attached and passed through the saddle terrets. Exceptions: Once a horse is fully harnessed to a vehicle, one rein at a time may be adjusted and Horses in multiple hitches must have at least one rein attached to the bridle while being harnessed to a vehicle.
6. The horse must never be left unattended while put to a vehicle
7. No change of driver is permitted except where specified.
8. It is preferred the driver sit on the right-hand side of the vehicle.
9. The driver should be seated comfortably on the box so as to be relaxed and effective. Either the one- or two-handed method of driving is acceptable. Common to methods, the elbows and arms should be close to the body with an allowing but steady hand enabling a consistent “feel” of the horse’s mouth. Drivers should not be penalized or rewarded for using one style over another.
10. An appropriate whip must be carried in hand at all times while driving. The thong on the whip must be long enough to reach the shoulder of the farthest horse. A driver not in compliance will severely penalized.
11. The driver should perform whip salute in one of two ways:
  - a. By moving the whip, held in the right hand, to a vertical position, the butt end even with the face.
  - b. By moving the whip, held in the right hand, to a position parallel with the ground, the handle before the face.
12. The whip salute is appropriate at the start and finish of an individual test, or at the beginning and end of a dressage test.
13. A gentleman may place the whip in his left hand and remove his hat.
14. A groom is optional for a single horse turnout.
15. One groom is required for a pair or tandem to assist in the event of difficulty.
16. Two grooms are required for four –in-hands or unicorns to assist in the event of difficulty
17. Passengers are permitted in vehicles but must be appropriately dressed and must wear a hat or protective headgear if a Junior.

### **Attire-Drivers**

1. Drivers and passengers should be dressed conservatively according to the style of the present day. Exception: when showing traditional Gypsy vehicles, drivers and passengers may dress accordingly when there is a separate traditional vehicle class.
2. Gentlemen must wear a coat or jacket while appearing in any class unless excused from doing so by the judge or competition management.
3. Gentlemen are requested to remove hats while accepting awards.
4. Ladies must wear conservative dress, tailored suit, or slacks. Floppy hats are discouraged.
5. Drivers must wear a hat, and gloves. Apron or Knee rug is optional.
6. Protective head gear is acceptable in all classes.

### **Attire-Grooms**

1. Grooms of either sex may wear stable livery in any but the more formal vehicles where full livery is appropriate. Where it is specifically allowed in the Prize List, less formal attire may be appropriate, but it should always be neat and clean. In all classes, grooms shall wear a hat or protective headgear.
2. Stable Livery consists of one of the following;
  - a. A conservative suit, white shirt, dark tie, derby, dark shoes and leather gloves.
  - b. A conservative jacket, jodhpurs or drill trousers, jodhpur or paddock boots, white shirt, stock or four-in-hand tie, leather gloves, derby or conservative cap.
  - c. Hunting attire with hunting derby or bowler.
3. Protective headgear is acceptable in all classes

### **Turn Out for the Horse**

1. Braiding of the mane is optional.
2. Tails are not braided
3. It is prohibited to tie a tail to a vehicle or harness
4. The application of supplemental hair to mane or tail is prohibited.
5. Use of any foreign substance to induce a high tail carriage is prohibited.
6. Bridles should fit snugly.
7. Throatlatch and noseband are mandatory.
8. Both leather and synthetic harness are equally acceptable.
9. Black Harness is considered appropriate with painted vehicles, with the shafts or pole trimmed in black.
10. Black Harness is considered appropriate with natural wood vehicle with iron parts painted any color except brown, shaft and pole trimmings, dash and fenders are done in black.
11. Russet harness is considered appropriate with a natural wood vehicle with brown or black trim.
12. Russet harness is considered appropriate with a painted vehicle with natural wood panels with any color iron or with a vehicle painted brown with brown iron.
13. Shaft and pole trimmings should match the harness.
14. All metal furnishings should match, be secure, and polished.
15. Breast collars are appropriate with lightweight vehicles.
16. Full collars are suggested for heavy vehicles such as bow-tops, coaches, brakes, dog carts, etc.
17. A wide saddle is suggested for a two wheeled vehicle as more weight rests on the horse's back.
18. Narrower saddles are more appropriate for four wheeled vehicles.
19. Tying of tongues is prohibited.
20. Each horse requires a bridle with a bit. Burr, gag, and twisted wire bits of any type are not permitted in competition.
21. Drivers should strive to present an appropriate turnout. "Appropriate" indicates a balance and pleasing appearance of the combination of horse and vehicle.
22. Use of marathon vehicles is generally prohibited from participation in pleasure driving competitions. At the discretion of show management vehicles with wire wheels and/or pneumatic tires may be allowed, but this allowance must be stated in the Prize list.
23. False martingales are permitted in all classes. Standing martingales are allowed for Standhope type or Park Gate Gig vehicles.

## 24. Bits

### Driving Bits

1. Animals used in driving may be fitted with a half-cheek bit with the mouthpiece being either jointed, straight bar or twisted, a Butterfly Driving Bit or a Wilson snaffle with two extra floating rings to which the cheek pieces of the bridle are attached. When a Wilson snaffle is used, the reins should be buckled through both rings. The Wilson snaffle can have flat or wire cheeks.
2. Other traditional bits, such as the Liverpool, Buxton (only with draft horses), elbow, butterfly or post bit are acceptable. These bits must be used with a curb chain or strap. These bits may have a variety of mouthpieces, jointed, straight or ported
3. No type of bitless bridles may be used in a driving class.

### Types of Driving Bits



Buxton Port Bit



Half Cheek Snaffle Bit



Half Cheek Single Twisted Wire



Half Cheek Mullen Mouth



Butterfly Snaffle Bit



Butterfly French Link



Liverpool Low Port



Liverpool Snaffle Bit



Military Elbow Driving Bit



Post Bit, Arch Mouth



Wilson Snaffle Bit

## **Gaits**

1. **Walk** is a free walk, regular and unconstrained walk of moderate extension is ideal. The horse should walk energetically, but calmly, with even and determined pace. The walk is a four-beat gait.
2. The **Trot** is a two-beat gait.
  - a. **Slow Trot:** the horse should maintain forward impulsion while showing submission to the bit. The trot is slower and more collected, but not to the degree required in the dressage collected trot. The horse should indicate willingness to be driven on the bit while maintaining a steady cadence.
  - b. **Working Trot:** this is the pace between strong and slow trot and more round than the strong trot. The horse goes forward freely and straight; engaging the hind legs with good hock action; on a taut, but light, rein; the position being balanced and unconstrained. The steps should be as even as possible. The hind feet should touch the ground in the footprints of the fore feet. The degree of energy and impulsion displayed at the working trot denotes clearly the degree of suppleness and balance of the horse.
  - c. **Strong Trot:** This is a clear, but not excessive, increase in pace and lengthening of stride while remaining well balanced and showing appropriate lateral flexion on turns. Light contact to be maintained. Excessive speed will be penalized.
3. **Halt** – Horses and vehicle should be brought to a complete and square stop without abruptness or veering. At the halt, the horses should stand attentive, motionless and straight with the weight evenly distributed over all four legs and be ready to move off at the slightest indication from the driver.
4. **Rein Back** – is the backward movement in which the legs are raised and set down simultaneously in diagonal pairs with the hind legs remaining well in line. To be performed in two parts:
  - a. the horse must move backward at least four steps in an unhurried manner, with head flexed and straight, pushing the carriage back evenly in a straight line.
  - b. move forward willingly to original position using the same quiet aids.

## **Judging Criteria and Class Specifications**

1. Large classes may be split by the judge or competition management into more manageable groups.
2. The judge or competition management has discretion as to how the division is made, keeping the following in mind, when applicable;
  - a. Separation of multiple and single entries
  - b. Separation of 2 and 4 wheeled vehicles
  - c. Traditional gypsy vehicles to include Vardo (either wood sided or canvas bow-top), Dray, Pot Cart, Flat Cart, or Whoopi Cart can only be shown in a separate Traditional Vehicle class.
  - d. Ladies to Drive
  - e. Gentlemen to Drive
  - f. Junior to Drive (may not drive stallions and must be accompanied by a knowledgeable adult horseman at all times) and must wear an ASTM/SEI approved safety helmet.
  - g. Stallion/Gelding
  - h. Mares

3. Management has the option to have final placing determined by working off the leaders of each section or by awarding duplicate ribbons and/or awards for each section as if they were a separate class.
4. A pleasure driving competition is judged primarily on the performance and quality of each turnout.
5. To be shown both ways of the arena at a walk, slow trot, working trot and strong trot.
6. A break in gait shall incur a penalty.
7. Any outside assistance incurs elimination.
8. No entry may leave the ring after judging has begun without permission from the judge.
9. Entries chosen for a work off may be worked both ways of the arena at any gait requested by the judge and may be asked to execute a figure eight and/or perform other appropriate tests.
10. Management may restrict Combined Driving marathon vehicles from participation in Pleasure Driving competitions.
11. Wire-wheeled and pneumatic-tired vehicles may be permitted only at management's discretion and must be specified in the Prize List. Exception: antique vehicles with long wire spokes and hard rubber tires are allowed in all classes.

## M.2 Pleasure Driving – Turnout

1. A pleasure driving class in which entries are judged primarily on the performance and quality of each turnout. To be shown both ways of the arena at a walk, slow trot, working trot, and strong trot. To stand quietly and to rein back.
2. To be judged: 70% on the condition, fit and appropriateness of harness and vehicle, neatness and appropriateness of attire and overall impression; 30% on performance, manners and way of going.

## M.3 Pleasure Driving – Working

1. A pleasure driving class in which entries are judged primarily on the suitability of the horse to provide a pleasant drive. To be shown both ways of the arena at a walk, slow trot, working trot and strong trot. To stand quietly, both on the rail and while lined up, and to rein back.
2. All entries chosen for a workout may be worked both ways of the arena at any gait requested by the judge and/or may be asked to execute a figure of eight.
3. To be judged: 70% on performance, manners and way of going of the horse(s); 20% on the condition and fit of harness and vehicle; 10% on neatness of attire.

## M.4 Ladies' Driving

1. Entries are judged primarily on the suitability of the turnout for a lady with emphasis on manners. To be shown both ways of the arena at a walk, slow trot, working trot, and strong trot. Must rein back without resistance and must stand quietly at any location in the arena.
2. To be judged 50% on manners, performance, elegance and suitability of the turnout for a lady, 25% on skill of the driver, and 25% on overall impression.



## M.5 Gentlemen's Driving

1. Entries are judged primarily on the suitability of the turnout for a gentleman with emphasis on manners. To be shown both ways of the arena at a walk, slow trot, working trot and strong trot. May show a degree of boldness, but not excessive speed. Must rein back without resistance and must stand quietly at any location in the arena.
2. To be judged 50% on manners, performance and suitability of the turnout for a gentleman, 25% on skill of the driver, and 25% on overall impression.

## M.6 Reinsmanship

1. A pleasure driving class in which entries are judged primarily on the ability and skill of the driver.
2. To be shown at a walk, slow trot, working trot and strong trot. Drivers shall be required to rein back.
3. All drivers chosen for a workout may be worked at any gait requested by the judge and may be asked to execute a figure of eight and/or perform other appropriate tests.
4. The driver should be seated comfortably on the box so as to be relaxed and effective.
5. Either the one or two-handed method of driving is acceptable.
6. Common to both methods, the elbows and arms should be close to the body with an allowing but steady hand enabling a consistent "feel" with the horse's mouth.
7. Drivers should not be penalized or rewarded for using one general style over another.
8. In order to evaluate a driver's versatility, the judge may request a test involving driving with one hand.
9. To be judged: 40% on the performance of the driver and ability to change gaits quickly and smoothly while maintaining contact and demonstrating correct driving techniques while following the pattern or test; 40% on handling of reins and whip, control, posture, and overall appearance of driver; 20% on the condition of harness and vehicle and neatness of attire.

## M.7 Ground Driving in Harness

### **Definitions**

1. Driver is the person controlling the reins and whip.
2. Turnout refers to the combination of driver and a horse exhibiting in the class

### **Responsibilities**

1. It is the responsibility of each driver to ensure that the harness is in good repair.
2. Drivers should maintain a safe distance from other vehicle and ground driven horses and drivers during the competition and in the warm-up and parking areas.
3. All Juniors in all Ground Driving competitions must wear property fastened protective headgear which meets or exceeds current ASTM/SEI standards for equestrian use. It must be properly fitted with harness secured. Failure to comply will result in elimination. All competitors are strongly encouraged to wear ASTM/SEI approved protective headgear, and no participant will be penalized for wearing protective headgear.
4. A horse must wear a bridle with reins attached and passed through the saddle terrets.
5. No change of driver is permitted except where specified.

6. An appropriate whip shall be carried in hand at all times while driving. The thong on the whip must be long enough to reach the shoulder of the farthest horse. A driver not in compliance will severely penalized.

### **Attire-Drivers**

1. Drivers should be dressed conservatively according to the style of the present day.
2. Gentlemen must wear a coat or jacket while appearing in any class unless excused from doing so by the judge or competition management.
3. Gloves are required.

### **Turn Out for the Horse**

1. Braiding of the mane is optional.
2. Tails are not braided.
3. It is prohibited to tie a tail to a harness
4. The application of supplemental hair to mane or tail is prohibited.
5. Use of any foreign substance to induce a high tail carriage is prohibited.
6. Bridles should fit snugly.
7. Throatlatch and cavesson are mandatory.
8. Black Harness or russet harness is considered appropriate.
9. Tying of tongues is prohibited.
10. Each horse requires a bridle with a bit. Burr, gag, and twisted wire bits of any type are not permitted in competition.
11. Drivers should strive to present an appropriate turnout. "Appropriate" indicates a balance and pleasing appearance of the combination of horse and driver.
12. False martingales are permitted in all classes.

### **Gaits**

1. **Walk** is a free walk, regular and unconstrained walk of moderate extension is ideal. The horse should walk energetically, but calmly, with even and determined pace. The walk is a four beat gait.
2. The **Trot** is a two beat gait.
3. **Slow Trot**: the horse should maintain forward impulsion while showing submission to the bit. The trot is slower and more collected, but not to the degree required in the dressage collected trot. The horse should indicate willingness to be driven on the bit while maintaining a steady cadence.
4. **Halt**- Horses and vehicle should be brought to a complete and square stop without abruptness or veering. At the halt, the horses should stand attentive, motionless and straight with the weight evenly distributed over all four legs and be ready to move off at the slightest indication from the driver.
5. **Rein Back**- is the backward movement in which the legs are raised and set down simultaneously in diagonal pairs with the hind legs remaining well in line. To be performed in two parts:
  - a. The horse must move backward at least four steps in an unhurried manner, with head flexed and straight, pushing the carriage back evenly in a straight line.
  - b. The horse must then move forward willingly to original position using the same quiet aids.

### **Judging Criteria and Class Specifications**

1. To be shown both ways of the arena in the pattern posted at a walk and slow trot or jog

2. Entries chosen for a work off may be worked both ways of the arena at any gait requested by the judge and may be asked to execute a figure eight and/or perform other appropriate tests.
3. Scoring shall be on performance, manners; condition of the horse and fit of the harness and neatness of attire.

## M.8. Obstacle Ground Driving in Harness

1. A pleasure ground driving class in which each entry will work individually through an obstacle course while being judged primarily on the ability and skill of the driver and the manners of the horse.
2. Either the one or two-handed method of driving is acceptable.
3. Common to both methods, the elbows and arms should be close to the body with an allowing but steady hand enabling a consistent “feel” with the horse’s mouth.
4. Drivers should not be penalized or rewarded for using one general style over another.
5. The course shall consist of at least four obstacles and a maximum of six obstacles except in the case of damaged obstacles.
  - a. Back through an obstacle
  - b. Water Hazard – a ditch or shallow pond of water may be used. A horse must pass through this obstacle which must be large enough so that to properly complete the obstacle all four feet of the horse must step in the water. Management may not place any item in the water. Simulated water is permissible. Simulated water is a plastic sheet secured to the ground, so that it will not become affixed to the horse’s foot when a horse passes over the simulated water.
  - c. Carrying an Object – Any object, other than animal or fowl, and of a reasonable size or weight, may be carried to a specific point.
  - d. Drive between poles, bales of hay or other obstacles making a narrow passage,
  - e. Mailbox- Stop, open mailbox, remove mail, return mail to box, and close box,
  - f. Serpentine –An obstacle consisting of four pylons, guardrails optional, through which a horse will maneuver at a walk or jog. Guardrails shall consist of poles placed parallel and a minimum of 3 feet from the side of pylons; walk pylons, minimum 3 feet apart, base to base.
  - g. Back up four steps
  - h. Walk-Over – An obstacle of at least four poles measuring 20 to 24 inches between poles on the ground. These can be in a straight line, curved, or zigzag.
6. If at any time an obstacle is found to be unsafe, it shall be repaired or removed from the course. If it cannot be repaired and horses have completed the course, the score for that obstacle shall be deducted from all horses’ scores. No horse shall be asked to repeat the

course, except in the case of a tie.

7. The class is to be shown at a walk and trot only, at this time.

8. If a horse refuses to complete an obstacle three times it is considered a fault and the judge will ask the exhibitor to move to the next obstacle

9. Horses shall be disqualified if Off Course. Off Course is defined as;

a. Taking an obstacle in the wrong direction;

b. Negotiation of an obstacle from the wrong side;

c. Skipping an obstacle unless directed by the judge;

d. Negotiating the obstacles in the wrong sequence;

e. Not following the correct line of travel;

#### Judging Criteria and Class Specifications

1. Speed will not be rewarded. 3. Entries will be evaluated on skill, responsiveness, willingness and general attitude. 4. Horses are to be judged on performance, obedience, willingness and manners. 5. Horses are to be penalized for any unnecessary delay while approaching an obstacle. 6. Judges are encouraged to ask any horse that is taking an excessive amount of time at an obstacle to advance on to the next obstacle. 7. Judges will assign a point value to each obstacle and points will be added to or subtracted from this score based on the horse's performance over that obstacle.

### M.9. Obstacle Driving in Carriage

1. A driving class in which each entry will work individually through an obstacle course while being judged primarily on the ability and skill of the driver and the manners of the horse.

2. To be shown at a walk, working trot and strong trot.

3. The course shall consist of at least four obstacles and a maximum of six obstacles except in the case of damaged obstacles.

a. Back through an obstacle

b. Water Hazard – a ditch or shallow pond of water may be used. A horse must pass through this obstacle which must be large enough so that to properly complete the obstacle all four feet of the horse must step in the water. Management may not place any item in the water. Simulated water is permissible. Simulated water is a plastic sheet secured to the ground, so that it will not become affixed to the horse's foot when a horse passes over the simulated water.

c. Carrying an Object – Any object, other than animal or fowl, and of a reasonable size or weight, may be carried to a specific point.

d. Drive between poles, bales of hay or other obstacles making a narrow passage,

e. Serpentine –An obstacle consisting of four pylons, guardrails optional, through which a horse will maneuver at a walk or jog. Guardrails shall consist of poles placed parallel and a minimum of 3 feet from the side of pylons; walk pylons, minimum 3 feet apart, base to base.

f. Back up four steps

7. If at any time an obstacle is found to be unsafe, it shall be repaired or removed from the course. If it cannot be repaired and horses have completed the course, the score for that obstacle shall be deducted from all horses' scores. No horse shall be asked to repeat the course, except in the case of a tie.

8. If a horse refuses to complete an obstacle three times it is considered a fault and the judge will ask the exhibitor to move to the next obstacle

9. Horses shall be disqualified if Off Course. Off Course is defined as;

a. Taking an obstacle in the wrong direction;

b. Negotiation of an obstacle from the wrong side;

c. Skipping an obstacle unless directed by the judge;

d. Negotiating the obstacles in the wrong sequence;

e. Not following the correct line of travel;

#### Judging Criteria and Class Specifications

- i. Speed will not be rewarded. 3. Entries will be evaluated on skill, responsiveness, willingness and general attitude. 4. Horses are to be judged on performance, obedience, willingness and manners. 5. Horses are to be penalized for any unnecessary delay while approaching an obstacle. 6. Judges are encouraged to ask any horse that is taking an excessive amount of time at an obstacle to advance on to the next obstacle. 7. Judges will assign a point value to each obstacle and points will be added to or subtracted from this score based on the horse's performance over that obstacle.

## N.SPECIALTY CLASSES

### N.1 Costume

#### **General**

1. Horses must be in full compliance with the General Rules section, Shoeing, and Hoof Section.
2. Exhibitor is to give free expression to the imagination and creativity of the presentation
3. Exhibitors show individually or as a group.
4. Horses may be ridden or lead.
5. Ridden horses may have an assistant handler leading them if that attendant is also in costume in Youth Classes.
6. Youth may not show in classes with any authentic weaponry, only with "stunt props" made of rubber or other non-metal materials.
7. Youth may not ride, lead or otherwise handle a stallion in this class

### **Gaits**

1. Exhibitors shall enter in the ring at a walk in a counter clockwise direction.
2. Exhibitors may be asked to halt & stand quietly.
3. Light hand contact must be maintained.
4. Entries are to be shown at the walk both ways of the ring.
5. A ridden/driven division will be shown at a walk and trot in both directions. All gaits should be natural and in conformance with the costume.
6. Horses may not be asked to back.
7. Horses must be under control of the rider (or handler) at all times.
8. Line up position is at the discretion of the Judge.

### **Appointments and Attire**

1. It will be at the Judge's discretion to decide if a costume is unsafe or creates an unsafe atmosphere in which case it will be cause for elimination.
2. Costumes should be made of durable material and securely attached, such that no part of costume falls off during the class.
3. Regarding appointments, exhibitor safety should be the primary consideration.
4. Horses must be shown with an "approved" bit. Twisted, burr, wire gag bits of any type are not permitted. Curb chains are also allowed and must be at least 1/2 inch in width and lie flat against the jaw. Mechanical Hackamores are prohibited. Ornamental bridles are permitted. Running martingales are permitted. Military martingales are permitted on military presentations only. Standing martingales or tie downs are prohibited
5. All Saddles, Sidesaddles, and girths are permissible, as well as "period" or "fantasy" saddles that are deemed safe.
6. Swords and daggers are permitted provided they have a sheath with a secondary guard and remain sheathed at all times. Any other weaponry such as an ax or mace, must be sheathed to prevent injury to exhibitors.
7. Drawing or brandishing swords, daggers, or any other weaponry on Competition grounds is not permitted and will result in disqualification.
8. Lances may not exceed 6 feet in length and must have a blunted point and be carried in the upright position only.
9. Weaponry appointments that cannot be secured by sheath and a secondary guard are to be inspected during the warmup by a technical official prior to class commencement.
10. Articles that are perceived to be important to the overall presentation, which are not permitted due to safety issues, may be substituted with "stunt props" made of rubber or other non-metal materials.

### **Judging Criteria and Class Specifications**

1. Classes are to be judged on creativity, originality, dramatic and or humorous value, and authenticity to period, suitability of costume to horse and handler and manners.
2. Competition management may split the costume class into divisions with one being a ridden/driven division and one being an in-hand division.
3. Manners are paramount.
4. Excessive speed or unsafe conduct is to be severely penalized or disqualified.

## N.2 Freestyle Riding

### **General**

1. Horses must be in full compliance with the General Rules section, Shoeing, and Hoof Section.
2. Exhibitor is to give free expression to the imagination and creativity of the presentation
3. This is a riding class. Therefore, tack and attire should not interfere with the rider's ability to control the horse at all times. No Costumes in Freestyle which also includes props. Rider's hands may only touch the reins or mane at any time during the performance. (Moved up from below)
4. Youth exhibitors may not ride a stallion.
5. Exhibitors may show individually or as pairs.
6. The presentation is 2 to 4 minutes long.
7. The exhibitor is responsible for music and turning the music in to the competition management in a timely manner. It is the exhibitor's responsibility to have the music in an acceptable media.
8. Competitors will compete individually and then leave the ring.
9. Before planning to perform a bridleless freestyle, the exhibitor must contact the show manager to be sure the arena is safe enough and permitted by management.
10. Competitors will compete individually and then leave the arena
11. Horses must be under control of the rider (or handler) at all times.
12. Line up position is at the discretion of the Judge.

### **Appointments and Attire**

1. It will be at the Judge's discretion to decide if a competitor is unsafe or creates an unsafe atmosphere in which case it will be cause for elimination.
2. Exhibitor safety should be a primary consideration.
3. Tack and attire must be appropriate to the discipline to be ridden by the competitor.
4. Horses must be shown with an "approved" bit. Twisted, burr, wire gag bits of any type are not permitted. Curb chains are also allowed and must be at least 1/2 inch in width and lie flat against the jaw. Mechanical Hackamores are prohibited. Ornamental bridles are permitted. Running martingales are permitted. Military martingales are permitted on military presentations only. Standing martingales or tie downs are prohibited.
5. Western style saddles (either square or round skirt), English Hunt, all purpose, dressage, or side-saddles made of leather or synthetic materials are permitted. Saddle pads are required.

### **Judging Criteria and Class Specifications**

1. Classes are to be judged as follows:
  - a. 50% Artistic Expression - including creativity, originality, dramatic and or humorous value, and manners.
  - b. 50% Technical Merit – quality of movement, degree of difficulty, harmony between horse and rider.
  - c. Manners are a consideration.
  - d. Excessive speed or unsafe conduct is to be severely penalized or disqualified.

## N.3 Command Class- Under Saddle

### **General**

1. Horses must be in full compliance with the General Rules section, Shoeing, and Hoof Section.
2. Horse can be ridden any discipline unless specified in the class listing.

3. A lack of required tack, equipment, appointments or attire shall be grounds for elimination from the class.
4. Youth exhibitors may not ride a stallion.

### **Gaits**

1. Horses must be under control of the rider (or handler) at all times.
2. Horses enter the ring counter clockwise at the trot.
3. The judge gives "Commands" and the horse/rider have 3 strides to perform the transition or the command. Any horse/rider that does not is pulled into the center of the ring and is "out".
4. The judge can ask for walk, trot and canter/lope, reverse, halt, backup. When the judge gets down to the final competitors without cause for elimination, then they can get creative and call for a counter canter, side pass facing the rail or facing the center, or other more difficult tasks.

### **Appointments and Attire**

1. It will be at the Judge's discretion to decide if a competitor is unsafe or creates an unsafe atmosphere in which case it will be cause for elimination.
2. Exhibitor safety should be a primary consideration.
3. Tack and attire must be appropriate to the discipline ridden by the competitor.

### **Judging Criteria and Class Specifications**

1. Placements are based on order of elimination (last to be eliminated is 1st place, next is 2nd etc)
2. Placements are strictly based on order of elimination due to performing the command, without regard to quality of gait or transitions.

## **N.4 Liberty**

### **General**

1. Horses must be in full compliance with the General Qualifications section, Shoeing, Hoof Section and Conformation sections.
2. Exhibitor is to give free expression to the imagination and creativity of the presentation.
3. Exhibitors may show individually or with a helper.
4. The presentation must be one and a half minutes (1 ½).
5. All horses must be two years or older.
6. The exhibitor is responsible for music and turning the music in to the competition management in a timely manner. It is the exhibitor's responsibility to have the music in an acceptable media.
7. If using a CD Mark CD Case With: Class #, Horse Name, Music Track # if applicable. Show Management is not responsible for CD's that do not play correctly or skip, malfunction. It is the Owner, Agent responsibility to test music prior to the presentation with the Announcer/Music Steward. No Cell Phone music or YouTube links will be accepted.
8. Youth exhibitors may not present a stallion.
9. Competitors will compete individually and then leave the ring.
10. The exhibitor and helper, if applicable, enter the arena with the horse. At the first sound of music, the In-Hand Bridle or Halter is removed and the horse runs "free" in the arena demonstrating various gaits in each direction and just playing along with the music. The music should be timed to exactly one and half minutes (1 ½). Once the music stops, the exhibitor has exactly two (2) minutes to catch and replace the Bridle or Halter on the horse's head. A helper may assist in the arena to keep the horse in motion but may not catch or touch the horse. Neither the exhibitor nor the helper may touch the horse in any way during the performance. One whip per exhibitor



and helper are allowed. NO other props or aids may be used. Baiting to catch the horse is not permitted.

### **Attire**

1. Dress for the handlers should be appropriate for the purpose.
2. The exhibitor shall be dressed safe, neat and clean.
3. Attire may not display a farm or owner's name, horse's name or logo.
4. Jewelry should be kept to a minimum.
5. No T-shirts, shorts, skirts, strapless tops or canvas/cloth shoes are allowed.
6. Footwear may be boots, closed toe shoes or leather running shoes.

### **Judging Criteria and Class Specifications**

1. Horses to be judged on movement, showing various gaits in each direction, style, type, quality and use of entire arena. Consideration is to be given to how the horse performed during his exhibition. Horse's will to "show off" and keep moving with moderate encouragement from the exhibitor and helper are preferred over those that need constant pushing from the exhibitor and helper.
2. The horse should give the impression that he/she is enjoying their Liberty class time, not so much that he/she is being forced to perform.
3. Classes may be split as deemed by Competition management.

## **N.5 Leadline (Age 9 and under)**

### **General**

1. Horses must be in full compliance with the General Rules section, Shoeing, and Hoof Section.
2. Rider must be nine years old or younger
  - a. A rider of any age with special needs can ride in the leadline class as long as they comply with all leadline show rules.
3. The rider may not show in any other riding class in that Competition except in Costume Class, but only if being led in the Costume Class. The horse can be used in other classes.
4. The horse must be led by an adult 18 years of age or older.
5. No stallions are permitted in the class.
6. The rider must have control of the reins and the horse. Handler must have a lead shank or lead rein under the bridle or connected to a halter or the cavesson as appropriate and must be able to immediately take control of the horse if required for safety reasons.

### **Gaits**

1. The horse is to be shown at the walk, both directions of the arena, and then lined up as directed by the judge or ringmaster.
2. Horses should stand quietly in the lineup and will not be asked to back.

### **Appointments**

1. Horses may be shown in any discipline and appointments should reflect the chosen discipline
2. The saddle needs to be adjusted so that the exhibitor's feet are placed properly in the stirrups.

### **Attire**

1. The attire should reflect the chosen seat.
2. The Rider must wear properly fitting ASTM/SEI protective headgear and the harness must be secured and properly fit.

### **Judging Criteria and Class Specifications**

1. The class will be judged and placed as an equitation class. The exhibitor will be judged on his or her basic position in the saddle.
2. The exhibitor will be judged on his or her ability to govern, control, and properly exhibit the horse.
3. The rider must always be in control of the reins and horse . If needed, the handler should take control of the horse to prevent an accident or loss of control by the exhibitor.
4. At any time during the class, unruly or disruptive horses must be excused from the class at the judge's discretion.